

Annual Report of the Town of St. George



for the Fiscal Year
Beginning July 1, 2018
Ending June 30, 2019

TOWN MEETING – SELECTMEN – TOWN MANAGER

FORM OF GOVERNMENT

Dedication



Sally Robinson Long

The Select Board dedicates this year's Annual Town Report to Sally Robinson Long.

Sally was born and raised in St. George, just North of Wiley's Corner, in her family's hardware store and saw mill business. Sally learned lumber measurements and how to operate the business with her siblings at a very young age.

Sally has been a long time member of the Wiley's Corner Grange (St. George Grange) and Church. She has also been a long standing supporter of the St. George Fire & Ambulance service; from being a founding member of the Fireflies to her annual "Birthday Bash" fundraisers that she and her family have held every year since her 90th birthday.

Sally is best known for her quick wit and her love of a good joke. Sally is currently the oldest living native of town and beloved by the people of St. George.

The Board would like to thank her for her many years of dedication and support.

In Memory Of




Cherie Ann Yattaw
August 25, 1949 – October 2, 2018

Cherie Yattaw worked for the Town for 11 years until her unexpected passing in October 2018. She had worked in the Planning/Assessing Department and eventually became the Office Manager.

Cherie was best known for her vivacious energy, her hugs and her love for St. George and the people here. Cherie had a soft spot for the seniors in town and looked forward to the senior citizen shopping trip every year when everyone would get a beautifully hand knit remembrance from Cherie.

Cherie's absence is still felt deeply by all who knew and loved her and we are forever grateful for the time we shared here with her.

In Appreciation



David P. Schmanska

David P. Schmanska has served the Town of St. George as Harbormaster for the past 19 years. Dave was the first full-time Harbor Master, and had a lot of work in the beginning to organize the management of the waters and waterfronts of the town.

During his tenure, he has faithfully and reliably overseen the ports and moorings of the town from Wheeler Bay to Port Clyde. Among his notable accomplishments were overseeing the rebuilding of the landings in Tenants Harbor and Port Clyde, updating the mooring grid and leading the transformation of 10 Cold Storage once it was acquired by the town.

In addition, countless young people have benefitted from “Coach S”. He has served as Recreation Director on two different occasions and most notably served as long-time basketball coach at the St. George School for both boys and girls teams. Those young people were trained in the absolute necessity of the bounce pass as Dave shared his love and knowledge of the game.

In both of these areas, Dave’s impact on the town will continue to be felt for years to come. It is for these reasons that the Town of St. George wishes to express its sincere appreciation in the 2018 Town Report to David Schmanska.

Table of Contents

Dedication	2
In Memory Of	3
In Appreciation.....	4
Town Officials.....	7
Board & Committee Members.....	8
Reports - Boards & Committees	
Select Board Report.....	10
Planning Board	11
Board of Appeals	12
Comprehensive Plan Committee	13
Conservation Commission.....	14
Budget Committee	18
Knox County Budget.....	19
Solid Waste & Recycling Report.....	21
St George School Board	22
Reports – Town Manager & Department Heads	
Town Manager	25
Town Clerk	28
Local Plumbing Inspector.....	29
Code Enforcement Officer.....	30
Harbor Master.....	32
St George Fire Department.....	33
St George Office of Emergency Management.....	34
St George Volunteer Firefighters & Ambulance Association	35
Parks & Recreation Director.....	36
Animal Control Officer.....	38
Reports – Community Groups	
Jackson Memorial Library.....	39
St George Historical Society	40
Marshall Point Lighthouse Museum.....	42
Neighbor to Neighbor.....	44
St George Community Sailing Foundation	46
St George Community Development Corporation	47

Table of Contents

Reports – Other Governments

Letters from U.S. Senators	48
Letter from U.S. Congress.....	51
Letter from State Senator.....	52
Letter from State Representative	53

Financial Summary

Department Reports.....	54
Reserve Funds.....	62
Trust Funds	63
Audit Report	64
List of Taxpayers	96
Tax Acquired Property.....	153
Abatements	153
Outstanding Tax Liens.....	154
Properties under State Programs.....	156

Annual Town Meeting Warrant - May 13	157
Proposed Municipal Expense Overview FY20.....	158
Annual Town Meeting Warrant - May 14.....	159

Town Officials 2018-2019

Select Board & Assessors

Richard J S Bates - Chair	Gerald Hall
Randall Elwell	Tammy Willey
Wayne Sawyer	

Town Office Staff

Timothy Polky	Town Manager
Elizabeth Curtis	Finance Director
Cherie A. Yattaw	Office Manager
Terri Baines	Office Manager
Patricia St. Clair	Clerk/Secretary
Tara L. Elwell	Assistant Clerk
Beth A. Smith	Planning/Assessing Clerk/Admin Assistant
Steve Jarrett	Maintenance

Fire Department Officers

Michael Smith Sr.	Chief
Daniel Paulsen	Deputy
Christopher Leavitt	Assistant
Ryan Cline	Assistant

Code Enforcement & Plumbing Inspections

Terry Brackett	Code Enforcement Officer & Plumbing Inspector
Timothy Polky	Deputy LPI & Deputy CEO

Harbor Master

David P. Schmanska	Harbor Master
Gerry Cushman	Deputy
Keith Miller	Deputy

Director of Parks & Recreation

Benjamin Vail

Animal Control Officer

William Demmons

Transfer Station Staff

Eben Polky	Robert Haskell
James Benner	Ben Caron

**THANKS FOR ALL THE TIME AND ENERGY YOU GIVE
TO MAKE ST. GEORGE THE COMMUNITY THAT IT IS !**

Board & Committee Members

	Term Expires		Term Expires
Board of Selectmen		Comprehensive Planning Committee	
Richard J. S. Bates, Chair	2020	Sandra Hall, Chair	2019
Tammy Willey	2019	Amy Morey	2020
Gerald Hall	2019	Joshua McPhail	2020
Wayne Sawyer	2020	Jane Conrad	2021
Randall Elwell	2021	Raymond Emerson, alternate	2019
		Penney Read, alternate	2019
		vacancy	
St. George Municipal School Committee		Solid Waste & Recycling Committee	
Sherman Hoyt	2019	Wendy Carr, Chair	2021
Terence Driscoll	2019	Ann Marie Merrill	2019
Shasta Minery	2020	Deborah Wheelock	2020
Alane Kennedy	2020	Kathryn Johanson	2020
Jennifer Garrett	2021	Jane Bracy	2021
		Jan Limmen, alternate	2019
		Raymond Emerson, alternate	2019
Board of Appeals		Conservation Commission	
Steve N. Miller, Chair	2020	Kenneth C. Oelberger, chair	2019
Richard Cohen	2019	Dan Verillo	2020
William S. Reinhardt	2021	Tom Gorrill	2020
Mark Bartholomew	2021	Ingrid Mroz	2021
Crystal Tarjick	2020	Jonathan Coggeshall	2021
Frederic Carey, alternate	2019	Ryan LeShane, alternate	2019
Vacancy		Suzanne Hall, alternate	2019
Planning Board			
Anne Cox, Chair	2019		
Jane Brown	2021		
Brendan Chase	2021		
Mary K. Hewlett	2020		
Michael Jordan	2021		
Raymond Emerson, alternate	2019		
Alan Letourneau, alternate	2019		

Board & Committee Members

	Term Expires		Term Expires
Budget Committee		Harbor Committee	
Susan F. Ellis, Chair	2019	Daniel Morris, Chair	2021
Earl Ludman	2019	Glenn Hall	2019
Scott Vaitones	2020	Michael Cushman	2019
Elizabeth May	2020	William Mroz	2020
David Percival	2021	Richard Vermulen	2021
Richard Cohen, alternate	2019	Ben Norton, alternate	2019
Crystal Tarjick, alternate	2019	Peter Henderson, alternate	2019
 Scholarship Award Committee		 Cemetery Committee	
Michael Felton	2019	Joyce Davies, Chair	2021
Wayne Sawyer	2019	John Falla	2021
Frederic Carey	2020	Patricia St. Clair	2020
Leslie Ferguson	2020	Randall Watts	2020
		Dale Wiley	2019
 Clam Committee		 Addressing Committee	
Frank Fernands	2019	Timothy Polky	2019
Sherman Hoyt	2020	Terry Brackett	2019
Steve Taylor	2021	Michael N. Smith	2019
 Knox County Advisory Committee			
Michael N. Smith – Fire Dept	2019		
Amy Drinkwater – EMS	2019		
Timothy Polky – EMA	2019		

Select Board Report for 2018-19

The following reports record the Town's activities in the past year. Each describes the accomplishments and continuity that reflect the strengths, diversity and values of this community.

Thank you to the Town's dedicated, resourceful and resilient employees and all the volunteer members of boards and committees who contribute to these accomplishments and continuity; it is a pleasure and a privilege for the Select Board to work with you.

Our town's best resource is the people. Working together, with our skills and enthusiasms, we can continue to keep St. George a special place.

Respectfully submitted,

Richard Bates

Randy Elwell

Jerry Hall

Wayne Sawyer

Tammy Willey

St. George Planning Board in 2018

Members of the St. George Planning Board in 2018 were Jane Brown, Brendan Chase, Anne Cox, Mary K. (Kate) Hewlett, Michael Jordan, with alternates Paul Gill (through February), Alan Letourneau (starting in March) and Raymond Emerson. The board works with Terry Brackett, Code Enforcement Officer, Marguerite Wilson, recording secretary, and Richard Bates, Select Board Representative. In addition to regularly scheduled meetings on the second and fourth Tuesdays of each month, the board conducted six on-site visits, with accompanying public hearings, a public workshop on ordinance changes to address cable landings, a public hearing on the ordinance changes, and an informational hearing. We also held numerous workshops over the course of the year, including a discussion with members of the St. George Comprehensive Plan Committee. Several members of the Board also attended a training workshop held by the Maine Municipal Association.

Much of the work of the Planning Board involves work in the Shoreland Zone that touches on the state-mandated 75 foot setback from the shore. This includes all pier and dock construction, along with shoreland stabilization plans. As we have a significant amount of shoreland on our peninsula there is a steady flow of proposed projects in this zone. We also review for approval the nonresidential projects in town that are subject to our site plan review process. In 2018 the Planning Board approved ten building permits and four piers in the shoreland zone and twelve site plan review projects. Additionally, we approved one subdivision. We denied two applications, one of which was appealed to the Board of Appeals.

In addition to reviewing the applications that come before us, the Planning Board is also charged with reviewing the various ordinances in town. In 2018, after several months of work, including a public workshop and a hearing, we proposed changes to our Shoreland Zoning Ordinance and our Site Plan Review ordinance that would address the issues raised should off-shore energy cables land in town. This was prompted by the proposed Aqua Ventus project off Monhegan. In May, by town vote, the changes to these ordinances, along with changes to the Floodplain Management Ordinance, were approved. Our town's Comprehensive Plan suggests that the Planning Board review its ordinances in many areas to address the planning issues raised in the plan. After addressing the cable landings issue, the Planning Board began working on a Sign Ordinance for the town that would help maintain the residential and rural character the Comprehensive Plan notes.

Respectfully submitted,
Anne Cox, Chair

Board of Appeals Annual Report

One appeal was reviewed by the Board of Appeals in 2018.

The Appeals Board members for 2018 were Richard Cohen, Crystal Tarjick, William Reinhardt, Steve Miller (chair), Mark Bartholomew and Frederick Carey as an alternate.

Respectfully submitted,
Steve Miller, Chair

Comprehensive Plan Committee

In 2018 the Comprehensive Plan Committee looked at areas of the current (2013) Comprehensive Plan that needed updating to complete the process of certification by the State of Maine. This is a very detailed document and covers many aspects of town planning, growth and ordinance writing. As a committee, we are providing guiding principles for other committees; we are not a regulatory committee.

The new and easier to read document format with updates, revisions and public comment was approved by the voters in May. The document was submitted to the State of Maine for certification.

Respectively submitted,
Comprehensive Plan Committee

Sandra Hall, Chair
Amy Morey
Susan Bates
Jane Conrad
Penney Read
Ray Emerson
Josh McPhail

Annual Report 2018

Conservation Commission

The Conservation Commission coordinates conservation activities in the Town and seeks to preserve valuable open space through sound management practices, conservation easements or outright purchase.

Leslie Hyde Memorial: On October 20th over 100 people came out to celebrate Les in recognition for all he has done for conservation in the St. George community. The School Nature Trail was dedicated in honor of Les and renamed *Leslie Hyde Memorial Nature Trail*. After the trail dedication, leaders from Blueberry Cove and Tanglewood camps led a walk on the trail. Les had a hand in the trail's original development and the recent reconstruction. Georges River Land Trust installed a bench in the field by the marsh and with the help of children planted a mighty white oak tree. Refreshments provided by Maine Coast Heritage Trust were enjoyed by all.

Town and Land Trust Trails and Preserves

The Conservation Commission creates and maintains trails in St. George in collaboration with landowners, George's River Land Trust (GRLT), and Maine Coast Heritage Trust (MCHT). Information on the trails is posted on the town webpage. The Conservation Commission received assistance from Boy Scout Troop #246 during the Spring Trail Maintenance Day as well as several other Town volunteers. Additional trail related work over the year included posting several new trail signs, repairing the Jones Brook Trail stream crossing, and replacing some bog bridging on the Fort Point Trail.

Meadow Brook Preserve: The Town was awarded a grant from The Maine Outdoor Heritage Fund to provide public access for the Meadowbrook property along Turkey Cove Road in the Otis Cove section of Town. The property contains a high value bird and wildlife habitat, open space beauty and recreation potential. The Conservation Commission worked with Maine Coast Heritage Trust (MCHT) for several years to conserve the 22-acre parcel, of which MCHT transferred ownership to the Town in 2018. The planned use of the property includes a small parking area, trail development and preparation of interpretive and education materials. The educational materials are being developed in collaboration with the St. George School. The parking lot has been laid out and the Town has advertised for bids for the construction of the lot. The parking lot and trails are planned to be completed in 2019.

Bamford Preserve: The Conservation Commission continued to support MCHT in the development of public recreational trails and management of the property. Trail clearing and a bridge to cross the stream were completed in 2018.

High Island: The Conservation Commission continued to work with MCHT in 2018 to maintain the trail and campsite that was completed the prior year.

Clark Island: Maine Coast Heritage Trust has entered into an option agreement to purchase 85% of the 175-acre Clark Island to create a preserve with public access to 120 acres. Fund raising efforts have started with a date of March 2020 established for completion of the sale. When fund raising is successfully completed the property will be permanently preserved. This property will become a tremendous recreation asset for the residents of St. George.

Town Facilities Powered by the Sun: On April 9th the Town Manager, Select Board members, Conservation Commission members, a ReVision representative and students from the St. George School flipped the switches to turn on the new solar energy system installed on the roof of the Transfer Station.

The system was installed and is owned by ReVision Energy. The town will purchase electricity from ReVision during the first six years of operation at a rate lower than CMP rates. After six years the town has the option to buy the system at approximately 50% of the initial cost and at that time it is projected that the town will save more than \$10,000 per year. The 225 panel array will generate more than 80 MWh of power per year providing about 90% of the town's municipal power needs. The system has a 30-40 year life, thus over its life time the town will be saving hundreds of thousands of dollars. The system not only saves the town money but is good for the environment as it reduces the town's carbon footprint. In 2018 during the partial year of operation the system generated 49 MWh of power, saving over 91,000 pounds of carbon emissions, the equivalent of planting over 2,300 trees.

Stream Restoration

The project to bring the Alewife runs back to Ripley Marsh continues. This year the Nature Conservancy completed a 3-D survey of the stream bed and prepared designs for a fish friendly passage to the marsh. Maine Department of Marine Resources continues to advise, and it is possible to start stocking again. This has been an interesting project for the school and there will be many things to study such as plankton, flows, productivity, and metrics of hatched fish. John Falla gave a very interesting talk to the students about the history of the marsh including cutting ice and Alewife runs. It is expected to make good progress on a fish friendly route to the marsh during the coming year.

Invasives

The Conservation Commission launched the Invasive Plant Initiative in 2018 continuing Les Hyde's vision of relevant Conservation Commission work. The Conservation Commission has joined the Maine Department of Agriculture, Conservation and Forestry and other agencies including the Knox-Lincoln Soil and Water Conservation District, the University of Maine's Knox-Lincoln Extension Service, as well as, Maine Coast Heritage Trust (MCHT) to identify and eradicate invasive plants in St. George. The State of Maine identified 33 invasive plants that were illegal to sell after January 2018. With the assistance of Nancy Olmstead, Invasive Plant Biologist, Department of Agriculture, Conservation, and Forestry, and Amanda Devine, Regional Steward Manager MCHT, the Conservation Commission identified the top 12 (Dirty Dozen) invasive plants in St. George. The "Dirty Dozen" include Autumn Olive, Barberry (Common & Japanese), Black Swallowwort, Burning Bush, Glossy Buckthorn, Himalayan Balsam, Honeysuckle, Japanese Knotweed, Multiflora Rose, Norway Maple, and Oriental Bittersweet.

The goals of providing community education, provision of supportive educational materials, working with St. George School faculty and students, and learning about the mapping options to initiate mapping were established.

In April Rebecca Jacobs Program Manager, Knox-Lincoln Soil & Water Conservation District and Amanda Devine, Regional Steward MCHT presented a talk on invasive plants. In September, Georges River Land Trust, in collaboration with the Conservation Commission offered an Invasives Walk and Talk on the Fort Point Trail lead by Nancy Olmstead, Invasive Plant Biologist, Department of Agriculture, Conservation, and Forestry.

After review of available mapping programs, the Conservation Commission selected iMapInvasives. This allows for invasive plants that have been identified in St. George to be verified and entered into the State's iMapInvasives database. We began by identifying and mapping invasive plants on the Fort Point Trail. St. George students with the assistance of faculty, Alison England and Amy Palmer, studied invasive plants, their impact, identified and mapped invasive plants located on school property and Ripley Creek. In addition to the mapping of invasives, the students developed their own slogans, and provided educational materials at the School's Day of Celebration. MCHT supports the identification and mitigation of invasive

plants in St. George through monitoring for invasive plants, entering data on iMapInvasive, and mitigation. When last assessed in the fall, there were no invasive plants identified on High Island and Meadow Brook Preserve. MCHT is working to reduce invasive plants on the Bamford Preserve.

Educational Programs

The 2018 educational series of well attended programs was presented in collaboration with Friends of Saint George. As noted above, programs were conducted in April and September associated with the Invasive Plant Initiative. In August Dr Brian Beal, Professor at U. Maine Machias shared his 30 plus years experience and field research on soft shell clams. The presentation included the impact of climate change, ocean acidification, green crabs and milky ribbon worms on the population decline of soft shell clams and future possibilities to revive the industry.

Respectfully submitted,

Jonathan Coggeshall, Tom Gorrill, Suzanne Hall, Ryan LeShane, Ingrid Mroz, Kenneth Oelberger and Dan Verrillo

St. George School Collaboration with the Conservation Commission

St. George School has been chosen as the School of the Year by the Maine Environmental Education Association (MEEA)! In the award letter to the school, the MEEA wrote, “Your demonstrated commitment to creating authentic learning opportunities for your students and engaging them in their environment as well as your clear dedication to reaching into the community to create real world learning opportunities make St. George School a clear choice for this award.”

Congratulations and thank you to the educators, students, families, community members, local organizations, and Town officials and committees for all you do to make this school-community what it is. Together, we are stretching people’s imaginations as to what’s possible in public education and redefining the depth and potential of the relationship between school, community, and environment.

Michael Felton , St. George MSU Superintendent

Students were privileged to join the Conservation Commission’s “Invasives” initiative, and the “Stream Restoration” work during the 2017-2018 school year.

Highlights of 6th grade collaboration included learning to identify common invasive plants in St. George and how invasive species negatively impact natural biodiversity. Students created an interactive Google Map of invasive plant species found on the nearby town properties.

(https://drive.google.com/open?id=1K30TTu953mDiQtj9jL603VbGpvEg5BC_&usp=sharing)

Seventh grade students discovered regular tidal flooding last spring during the time alewives should be migrating in the marsh. They monitored tide cycles to discover the particular tide level that could be expected to flood the marsh during water conditions present at that time. Students initiated salinity monitoring and the school received a grant from the Gulf of Maine Research Institute’s “Vital Signs” Freshwater Investigations program to build a digital salinity and temperature sensor station. You can follow the engineering process of its build on the “Marsh Monitor” blog. Our “Watershed Project” blog continues to document student inquiry related to the marsh and its history with posts written by our students.

(<https://marshmonitor.stgeorgemsu.org/>)

(<http://marshwatershed.edublogs.org/>)

Eighth grade upperclassmen focused their contributions to aiding restoration efforts through field work improving fish passage through Ripley Creek and into the marsh. Students sought to improve an area as a “resting pool” and conceived a temporary fish “slide” that would allow any migrating fish to navigate the elevation difference between the stream and the marsh when tides did not naturally flow into the marsh. A particular highlight of the entire middle level was seeing native alewives swimming to the base of the outlet and netting them (under the guidance and permit of the Conservation Commission) and placing them into the marsh. The “Stream Restoration” blog reflects the experiences and various facets of this project.

[\(http://alewives.edublogs.org/\)](http://alewives.edublogs.org/)

I am indebted to our Commission for their inclusive and enthusiastic support of our students. This partnership engages our students with purpose and value, and connects them to our natural world in the context of community responsibility and stewardship.

I would also like to extend my appreciation to community members who have visited our classroom and shared their experience, knowledge and resources with us. In doing so, you’ve helped our students access unwritten cultural knowledge that “brings home” their community heritage and also fosters a desire to care for our natural resources.

Respectfully submitted,
Alison England, Middle Level Science

Budget Committee Report for the Annual Town Report – 2018

Each year the Budget Committee assists the Town Manager and Select Board in developing the annual town budget by discussing concerns that we have for the town as a whole as we move forward. Subjects such as affordable housing and transportation, care for an aging population that wants to stay in their homes, peninsula-wide access to broadband internet, fiscal oversight of the Cold Storage Road project, and more are noted in this year's letter. Because we are a municipality we are limited in the solutions we can provide to some of these questions.

The town is currently on very secure financial footing thanks to our town management and the many volunteers who oversee the workings of town. The Budget Committee provides oversight of the budget through input during the budget development process, by comparing actual results against the budget each quarter and reporting our findings to the Select Board, and by providing any research the Select Board may request. For example, in 2018 we were asked to provide a definitive Cost of Living Adjustment (COLA) to use each year, along with merit, in determining raises for town employees. While not the most exciting topic, it does simplify the budgeting process to know exactly what formula to use and we have completed that work.

In July of 2019 we will have an opening on the Budget Committee for a new member. If you want to have a say in how the town spends your tax dollars, here is your opportunity to have an impact. Please be in touch with the town office or with Susy Ellis, committee chair, should you want to be involved.

Our meetings are always public and we encourage your participation.

Report on Knox County Budget Committee for 2019 Budget

Overview of Budget Process

Departments submit budgets to County Administrator in September, and department heads meet with County Administrator and Finance Director for reviews before drafts are compiled and distributed to County Commissioners and Budget Committee members in early October.

Based on a calendar prepared by County Administrator and sent to Commissioners and Committee members in early September – as well as publicly posted as required – meetings are scheduled in October and November for Department heads to present their respective line item budgets to the Commissioners and Committee members. All meetings are open to the public and are streamed live.

At the conclusion of each Department presentation, Commissioners and Committee members may ask questions of Department heads regarding any line item, after which a ‘straw vote’ (i.e., non-binding) is taken to determine the acceptance of the department budget as presented; or identify those items and amounts which are contested and may require further review and response before the final budget is presented and approved.

In the preliminary department-by-department presentation process, the role of the Budget Committee is to ‘approve’ a ‘bottom line’ budget for each department, as opposed to voting on individual line items.

For the final budget, the Budget Committee’s votes on a total County-wide budget – the ‘bottom line’ budget for the County for the year, rather than individual departments’ budgets. The Budget Committee votes are then followed by a separate vote of the Commissioners. This procedure applies to both ‘straw votes’ and formal votes. In the event that the Commissioners’ vote is different than the Budget Committee vote, the Budget Committee votes again to either uphold or overturn the Commissioners’ vote. If two-thirds of the Budget Committee, which consists of nine members (assuming all positions are filled and members are present), vote to overturn the Commissioners’ vote(s), then the vote of the Budget Committee shall prevail.

If there is a variance between the final approved and the one submitted, it is left to the County Administrator and the Department heads to make appropriate changes to conform with the final budget, as approved by the Budget Committee.

Summary of Key 2019 Knox County Budget Highlights

Unlike the previous two years, when the Budget Committee over-rode higher budget proposals approved by the Commissioners, the 2019 Knox County budget was unanimously approved by the Knox County Budget Committee and Knox County Commissioners. (See Village Soup article, Dec. 6, 2018)

The approved budget includes total expenditures of \$11.5 million, vs. \$10.9 million in 2018 budget (+5.7%). Total revenues are budgeted of \$3.4 million, vs. \$3.2 million in 2018 budget (+7%). The resulting net budget comes to just under \$7.9 million, vs. slightly more than \$7.6 million in 2018 budget, a 3.2% increase. (Note: Actual 2018 results are not yet available.)

The three largest departments in the county budget are:

Jail ¹	\$4.1 mil. Exp. - \$.5 mil. Rev. = \$3.6 mil. Net (+4.5%)
Sheriff ²	\$2.4 mil. Exp. - \$.24 mil. Rev.= \$2.2 mil. Net (+8.6%)
Communications ³	\$1.3 mil. Exp. - \$1.3 mil. Rev. = \$0 Net *

¹Aside from a 6% increase in Personnel expenditures for the Jail, the other significant increases in expenditures were \$40,000 for legal expenses and \$116,000 for Inmate Program and Services. Legal expenses are extremely difficult to forecast, and the current figure is based on 2018 actual expenditures. The increase in Inmate Programs and Services is due primarily to a change in the formula the State of Maine uses to calculate their reimbursements to county jails. The 2019 budget also includes a new expenditure of \$30,000 for a Jail Diversion program, which is expected to lower overall jail expenditures in the future.

²Aside from a 6% increase in Personnel expenditures for the Sheriff's Patrol, the other significant increase in expenditures was \$54,000 for the addition of four new patrol vehicles, per a previously approved capital expenditure plan.

³Communications Rev. includes \$30,130 from Communications surplus to reduce the tax commitment. (Communications budget is charged back, i.e., taxed, to separate Knox County towns on a pro rata basis per population counts.)

Other points worth noting:

- One of the key cost drivers across all departments is the rising cost of health care, which has increased from 11% to 14% of all expenditures over the last three years.
- Wages (50%) and Benefits (21%) again account for over 70% of all expenditures.
- For the 11th straight year, the Proposed Tax Assessment is under the actual allowable tax limit permitted, by \$350,000.

Once again, in an effort to understand the operational needs and constraints of each department, this member personally met with department heads for Sheriff and Jail, and Airport (Communications Department head was not available on mutually convenient dates) as well as individual meetings, phone calls and correspondence with the County Administrator.

Respectfully submitted,
Nicholas Lapham, District 1 Representative
(Friendship, Isle au Haut, Matinicus, St. George, North Haven)

Link to Village Soup article (Dec. 6, 2018)) summarizing passage of 2019 Budget
<https://knox.villagesoup.com/p/knox-county-budget-sails-to-approval/1792474>

Link to PDF copy of 2019 Knox County Budget
https://www.knoxcountymaine.gov/vertical/sites/%7BE350B1EF-00F9-4556-86A6-16B2CB50F02D%7D/uploads/2019_Budget_12_6_2018_FINAL-APPROVED_.pdf

Link to state rules governing Knox County Budget Committee
<http://legislature.maine.gov/statutes/30-A/title30-Asec751.html>

Solid Waste & Recycling Committee

To the Select Board and the citizens of St. George, the Solid Waste and Recycling Committee hereby submits its yearly report:

In 2018, the Committee continued to support the exceptional efforts of citizens to recycle plastics, mixed paper, cans, and cardboard generated in St. George. In the era of reduced markets for recyclables, the Committee has reinforced the concept that recycling still matters. For example, recycling reduces the total amount of waste that must be transported and landfilled which lowers the fees that the Town must pay for managing household trash.

- Members of the Committee attended the 24th Annual Maine Recycling and Solid Waste Conference and appeared on a panel, *Rural Rockstars of Recycling*, which discussed the elements of recycling in small towns. In addition, the Committee also attended the Annual Meeting of the Maine Resource Recovery Association which featured EPA modeling of the benefits of recycling on climate change.
- Committee members provided information and walked in the St. George Days Parade to highlight types of waste recycled in St. George.
- The Committee organized the spring St. George Roadside Clean-up Day. Volunteers from the Town cleaned the major roads of all the waste that had accumulated over the winter. In addition to cleaning segments of local roads, Committee members picked up bags of waste and recyclables and sorted them at the Transfer Station.
- Members discussed waste reduction in the home including reusable everyday objects, instead of disposable one-use items.
- The Committee Provided information on recycling, including products made from recycled materials, for voting days.

The Committee challenges all residents of St. George to re-use, re-purpose, and recycle.

Respectfully submitted,
Wendy Carr, Chair
Solid Waste & Recycling Committee

THE ST GEORGE MUNICIPAL SCHOOL UNIT REPORT OF THE SCHOOL BOARD & SUPERINTENDENT

St. George Municipal School Unit is a community school district and the heart and strength of our district is the community of St. George. We have a clear mission – to do whatever it takes to ensure that every single student thrives *and*, as a school-community, to give back and contribute to the Town of St. George. We focus on students’ academic growth, character development, and health/wellness. We recognize that health/wellness – which we define as students’ physical & mental health, social-emotional well-being, and food security – is a prerequisite for academic growth and character development. Finally, we believe that for a student to *thrive* – to demonstrate mastery and find meaning in education – they must share their learning in ways that positively impact their community.

“Growing up in rural Maine, I was fortunate enough to have attended the St. George Elementary School. I was blessed with loving teachers who became my second family. All the way from kindergarten through eighth grade, I was provided an in-depth and well-rounded education. Some of my greatest memories from my childhood stem from my time at St. George. I credit a lot of my success to St. George teachers. This school is truly an excellent facility and continues to shape young lives, in turn securing the future of the state of Maine.” **Afton Hupper** is a St. George School alumna and graduate student at the University of Maine. She will earn an M.S. in Natural Resource Economics and Policy in May.

Our identity, mission, and beliefs are deeply rooted in our past and our evolution as a school-community. The process of withdrawing from RSU 13 required us to recommit to our core values and beliefs. We can now say, with gratitude and pride, that the work of withdrawal is done. What has emerged is a school district with the focus, staff, and community support to meet the needs of students and contribute to the vitality of St. George. As an independent, community school district, we brought back or increased staffing in the areas of Physical Education, World Language, Art, Music, and Band. We re-established the school athletic program, which now allows students to compete in soccer, cross country, golf, basketball, baseball, softball, and spring track. We have a School Social Worker, School-wide Behavior Interventionist (who is also a social worker), and School Nurse who work collaboratively and with local organizations to meet the health/wellness needs of students and families. Staff have recommitted to becoming a credentialed EL Education School, a rigorous process that requires the school to meet specific benchmarks in the areas of Master of Knowledge and Skills, Character, and High Quality Work. Our district provides transportation to four local high schools, which has helped make the dream of high school choice a reality. As a community, we’ve accomplished this in a fiscally responsible way with moderate budget increases. In fact, the school’s share of town property taxes has actually *decreased* since we withdrew from RSU 13.

60% of students in grades K-8 met their growth goals in math on the NWEA Measures of Academic Progress, a standardized assessment. This level of growth is an important benchmark in becoming a credentialed EL school and is the highest level of growth students have demonstrated in math over the past three years.

84% of students in 5th–8th grade (74 out of 88 students) play an instrument in the School Band Program. Eight of these students were invited to play in the 7th and 8th Grade District 3 Honors Festival.

86 St. George 9th–12th grade students attend five high schools with 33 at Oceanside High School, 32 at Camden Hills Regional High School, 12 at Lincoln Academy, 8 at Medomak Valley High School, and 1 student at the Wayfinder School in Camden.

3.3% represents the average, annual increase of the school district's budget over the past four years. The school's share of town property taxes has fallen from about 65% in 2014 when we were part of RSU 13 to approximately 63% in 2018.

Our hard work is paying off. St. George School is stretching people's imaginations as to what's possible in public education. This year, we received the Maine Environmental Education Association's (MEEA) School of the Year Award for a community-centered approach to education that provides an exemplar of what impactful and lasting environmental education can look like. The Maine Community Foundation wrote an online article about our Makerspace Initiative that allows students and teachers to design, engineer, and create using a mixture of traditional tools and resources along with new technologies such as 3D printers, laser cutters, CNC (Computer Numeric Control) machines, and robotics. Bryson Mattox, a 7th grade student, built a digital salinity probe in the Makerspace that will collect data in the spring as his class researches the effects of tidal flooding on the freshwater habitat of the marsh and how salinity affects the survival of the alewife eggs and fry. In March, Bryson, along with Alison England (Middle Level Science Teacher) and Paul Meinersmann (Technology/Makerspace Director), will present their work at the MEAA Annual Conference.

"The Makerspace and 3D printers have been game-changers for the 4th grade over the past two years. Working closely with Paul Meinersmann and STEAM Educator Amy Palmer, I have been able to integrate 3D printing and laser cutting into our everyday curriculum. Students are learning strong perseverance and collaboration skills because the Tinkercad software program forces them to stretch their thinking and challenge themselves. I have many experts in the classroom who are able to help out if somebody is struggling. I am not the go-to person for design ideas and advice; their fellow classmates are. The 4th grade also visits the Makerspace once a week for a STEAM class with Ms. Palmer. They have the opportunity to design and engineer a variety of projects, use the Sphero robots, and build stop-motion videos. My 4th graders are truly becoming leaders of their own learning." **Jaime MacCaffray** teaches 4th grade at St. George School and is the 3rd–5th Grade Team Leader.

What has been most gratifying about the past few years has been the support and engagement of the entire community in the work of the school. Parents, teachers, staff, and community members serve together on a number of volunteer groups and committees, defining the needs of our school and proposing solutions. They focus on issues as diverse as public pre-K and after school programs; helping students transition to high school and supporting them once they are there; ensuring that our facilities meet the needs of students, staff, and the community; strengthening the world language program; and building a library-media curriculum that meets student and staff needs. Local organizations and groups such as Jackson Memorial Library, Herring Gut Learning Center, Blueberry Cove 4-H Camp and Learning Center, the Conservation Commission, the Parks and Recreation Committee, and the St. George Community Development Corporation – to name but a few – enrich our students' learning and expand the school's campus to include the entire peninsula.

"The St. George School engagement with the Town has created a win-win situation. Students get the benefits of learning about important topics affecting their Town and the Town gets needed help and support in addressing related pressing issues." **Ken Oelberger** is the Chair of the St. George Conservation Commission.

We have many challenges and opportunities ahead. Special education costs continue to rise. The scope and intensity of students' health/wellness needs (i.e., physical and mental health, social-emotional well-being, and food security) are growing. The effects of the opioid epidemic on our families is partially responsible for this growth. We need to meet students' health/wellness needs while providing rigorous academic programs that intellectually challenge and engage all of our students. In terms of facilities, we are running out of space to deliver the programming that our students need. While class sizes have remained relatively constant (we currently have 195 students in the school with an average class size of about 22 students, which aligns with our 10 year averages for school and class size), we offer a wide variety of programming and services that all require space. For example, we need space for World Language, Art, Music, Band, occupational therapy, social work services, special education services and programs, STEAM (Science, Technology, Engineering, Art, and Math) programs, the Makerspace Initiative, and regular education classes that can require 25 students to share a single classroom.

However, these challenges provide us with our greatest opportunities. The growing needs of students forced us to innovate (e.g., moving from a traditional guidance counselor to a social worker and school-wide behavior interventionist), collaborate more internally and with outside groups and organizations (e.g., the School Nurse and Social Worker partnering the Community Development Corporation and Area Interfaith Outreach (AIO) Backpack Program to address students' food security needs), and develop programs that focus on character and social-emotional learning (e.g., Kieve Educator in Residence Ryan Ford working intensely with grades 3-8 to promote positive interactions among students, model inclusive behavior, and enhance teacher capacity to meet the diverse needs of students). As we look at our facility needs, we think about the future and the possibility of space for a Makerspace/Vocational Technology program and public pre-K. Most of all, these challenges remind us of our core, of where this all began: St. George School is a community school and the heart and strength of our school is the community of St. George. We will meet these challenges and embrace these opportunities as a community.

We dedicate this report to Phyllis Wyeth and Wick Skinner who passed away this year. About, 20 years ago, Ms. Wyeth founded Herring Gut Learning Center based on the beliefs that all students can learn, that students learn best by doing, and that place and community should ground, shape, and inspire curriculum. Mr. Skinner provided the inspiration, catalyst, and resources to start and grow the Makerspace Initiative and taught us that we have not only the opportunity, but the obligation to stretch people's imagination as to what's possible in public education. Ms. Wyeth's and Mr. Skinner's faith in, support of, and commitment to our students and community help remind us that together – as a community – we can accomplish anything.

Respectfully submitted,

St. George MSU School Board,
Jennifer Garrett, Terence Driscoll, Sherman Hoyt, Alane Kennedy & Shasta Minery

Superintendent,
Michael Felton

Town Manager's Report 2018

To the Select Board, residents and tax payers of the Town of St George, I respectfully submit the Town Manager's Report for the past year.

Because of the retirement of a couple key people in the office, we had to make a few changes in staff assignments. As the staff was getting comfortable with the new positions and responsibilities, we experienced another loss. Cherie Yattaw, who had been with us for twelve years and had stepped up to replaced Peggy Black as the office manager, passed away.

This was a huge loss for all of us. Cherie was doing a lot for a lot of people.

We were fortunate to be able to hire Terri Baines to fill the position that Cherie had. Again we shuffled the staff a little bit and with Terri in the Office Manager's seat. We began to settle down and become confident with our responsibilities and positions.

Dave Schmanska, who has been the Harbor Master for 18 years, decided that it was time for him to retire. He has served the Town well. He was responsible for a lot of the great things that have happened along the water for the community. He gave his notice allowing time for the hiring of a replacement. He plans to stay around until the new person settles into the position. Even after that he won't be far away.

Elizabeth Curtis, whom we hired as the Finance Director just before John Falla retired, decided that it was a good idea to move to China (Maine). She gave us her notice in early February. Her last day was February 15th. She did a great job for us. She was very helpful in the transition to the new Town Manager and staff. I thank her for all the help and for making it easier to make changes going forward. I'm sorry to see her leave, but it was the right move for her.

The ongoing appeal of the Wyeth Reading Room on Horse Point Road came to an end in December with the Superior Court finding in favor of the Planning Board.

The Marshall Point Lighthouse Museum Committee, working with the Maine Historic Preservation Commission and the Town, has raised enough funds to rebuild the Historic Light Keepers Barn at the Lighthouse.

The Harbor Committee and Harbor Master have been working on the waterfront expansion project at 10 Cold Storage Road in Port Clyde.

They have been working with Noel Musson of the Musson Group and Greg Johnston of G.F. Johnston & Associates, both of Southwest Harbor.

This project has taken some time, but it looks promising for construction to start by early fall.

The solar panels on the transfer station building are up and running. The system is working great. We had a couple issues early in the startup. They seem to have been resolved.

The Town Roads are in pretty good shape. This has been a hard year for roads. We've had a lot of rain and the freeze/thaw cycles have caused a few drainage problems and wash outs.

We didn't get as much paving done this year as we had hoped. We plan to start as soon as the weather allows and pave the north end of Wallston Road, Taylors Point Road and Fogerty Corner Road.

The town of St George signed a contract with the Maine Department of Transportation for snow plowing and sanding/ salting of the portion of Rte. 131 that runs through St George. St George is responsible for plowing and sanding/salting Rte. 131 from the South Thomaston town line to the end in Port Clyde, a total of 10.5 miles. The State will pay the Town for this service. This extra mileage is added to the Town's snow plow contract with J K Kalloch.

The town has received from MDOT a radar speed sign. We tried to get it out as much as possible. Hopefully it had some effect on speeding. We also need to thank the Sheriff's Department for their help with speed issues. They had patrol car parked in numerous spots around town watching traffic.

We have been trying to improve our communications. We put out a newsletter every other month. This newsletter is on the Town's website; it is emailed to anyone who lets us know they want it. We will mail the newsletter to you or you can pick it up at the Town Office or at several places around town. We mailed the newsletter to everyone asking for feedback or at least to let us know that you received it and if you would like to continue receiving it by mail or email.

We put information in the Village Soup and the St George Dragon.

We have a new website that was supposed to be more user friendly. Some people like it, some don't. I say it is change, like when we were told we had to go to Windows 10. I didn't like it, but now it is no problem. The website has links to information from other sites and links to sign up for emails from the Town.

Social media is another great tool, but not everyone is on the same channel. It is difficult to get to everyone using social media. But with help from the community like The St George Message Board, the school's website and others we can get the message out to more people.

We're always looking for way to improve communication. Communication is a two way process. Let's see if we can make it better. Give us your ideas.

A big thank you to the Comprehensive Plan Committee for all the work they did to get our plan to the state for review. We finally have a Comprehensive Plan that is approve by the state. This is important because our ordinances need to be consistent with a Comprehensive Plan that is consistent with state requirements.

An emergency generator was installed at the St George School so we that we could use the school as an emergency shelter if needed. We have been using the fire station as a shelter. We have found that in an actual emergency the fire station becomes too busy to have the shelter there as well as trying to run emergency operations center. The school is much better suited for the shelter because it has more room, a better kitchen and better bathroom and shower facilities.

Fuel tanks were set up at the transfer station so that gas and diesel fuel is available 24 hours for fire, ambulance, school buses, snowplows and equipment at the transfer station. The object is to make the fuel available and hope to save from bulk purchases.

Looking forward we will be dealing with what is going to happen at the new facilities at 10 Cold Storage Road in Port Clyde. This could be a great improvement to the Town. We need to work together to make it work.

We will need to make a decision on what the Town wants to do with the “old library” at 38 Main Street.

We will be looking at recycling where we are going with solid waste.

With all that the Town has been through this year, we have managed to keep things going. I would like to thank the great staff we have here and the great town that supports us.

Thank you,
Tim Polky

TOWN CLERK'S REPORT 2018

To the Select Board & Citizens of the Town of St. George, Maine: State law prohibits the publishing of an itemized list of births or marriages in the annual report. The following is the total number of recorded vital statistics for the year 2018:

VITAL STATISTICS RECORDED

January-December 2018

17 BIRTHS 15 MARRIAGES 37 DEATHS

<u>DATE OF DEATH</u>	<u>NAME</u>	<u>AGE</u>	<u>PLACE</u>
1-10-2018	Mary Ann Davis	94	Camden
1-10-2018	Richard Franklin Wright	90	Bangor
1-23-2018	Dennis Roger Rytky	67	St George
2-01-2018	Nicholas von Hoffman	88	Rockport
2-03-2018	Bradley Dale Rackliff	59	Rockport
2-04-2018	Jenifer Mumford	81	Rockport
2-28-2018	Lily P Beckett	90	Rockport
3-21-2018	Louise Angeline Kinney	96	Camden
3-25-2018	John Allen Bly	73	Rockport
4-02-2018	Constance Chandler-Ward	82	Warren
4-02-2018	Julian Downes Fischer	77	Portland
5-06-2018	Robert Woodrowe Kerwin	80	St George
5-15-2018	Nadine Catherine Hewes	87	Rockport
6-08-2018	Catheryn Mae Mudgett	97	Rockland
6-12-2018	Catherine Jo Hannemann	62	St George
6-13-2018	Melvin Edward Davis	77	Tenants Harbor
6-27-2018	Dorothy Agnes Oakes	86	St George
7-06-2018	Patricia Fowlie	72	Rockport
7-15-2018	Larry Oakes Sr.	91	Camden
7-15-2018	Richard Carlson	65	Rockport
7-28-2018	John J Crane IV	56	Port Clyde
8-01-2018	Russell Kenneth Dunning	71	St George
8-07-2018	Gordon Bell	73	Rockport
8-15-2018	Eleanor Frances Lipson	89	Rockport
8-17-2018	Nancy Hamilton	86	St George
8-24-2018	Dixie Leigh Hutchinson	58	Rockport
9-04-2018	Joseph D Ferra III	62	Rockport
9-05-2018	Gerald Lee Herring	70	St George
9-15-2018	Lawrence Roland Bain	62	St George
10-02-2018	Cherie A Yattaw	69	St George
10-07-2018	James Westervelt	82	Camden
10-07-2018	Albert Tilt III	89	St George
10-17-2018	Marlene Annette Crosby	77	St George
10-23-2018	Lucinda Talbot	74	St George
11-17-2018	Joyann Sheralyn Samson	71	Rockport
12-08-2018	Robert E Lyons	73	Rockport
12-15-2018	Gladys Mae Dennison	79	Rockport

Local Plumbing Inspector's Annual Report

The Local Plumbing Inspector is responsible for permitting and enforcing the State of Maine Subsurface Wastewater Rules and the Uniform Plumbing Code for Internal Plumbing.

The Planning Department issued 73 Plumbing Permits in 2018.

I am available by calling the Town Office Monday through Friday from 8 am to 4 pm or by email at t.brackett@stgeorgemaine.com. I am always willing to meet with you at the Town Office or at your property to discuss your project or concerns.

Respectfully Submitted,
Terry Brackett
LPI St. George

Town of St. George			
Monthly LPI Report Year End 2018			
Permit Type:	Shoreland Zone	Non-Shoreland Zone	Total
Subsurface Waste Water System (no variance)	2	10	12
Subsurface Waste Water System (with variance)	7	3	10
Replacement System (no variance)		3	3
Replacement System (with variance)	1	2	3
Expanded System	1		1
Tank Only	1	2	3
Seasonal Conversion			
Internal Plumbing Permits			
Plumbing	18	19	37
Water Heater	2	2	4
Water Treatment systems			
Transfer Permits			
Totals	32	41	73
<i>Inspections Conducted</i>			111
<i>Violations Investigated</i>			4
<i>Training / Workshops</i>			1
CEO/LPI			

Code Enforcement Officer's Annual Report

The Code Enforcement Officer is responsible for enforcing the Town's Ordinances, reviewing building permit applications, issuing building permits, Floodplain Management, attending meetings of the Planning Board, Appeals Board, and Conservation Committee, and investigating complaints of violations from residents as well as working with State and Federal agencies.

The Planning Department issued 137 permits with an estimated value of \$9,043,282 in 2018.

I am available by calling the Town Office Monday thru Friday from 8 am to 4 pm, or by email at t.brackett@stgeorgemaine.com. I will meet with you in the town office or at your property to discuss your concerns or projects.

Respectfully Submitted,
Terry Brackett
CEO St. George

Town of St. George Monthly CEO Report for Year Ending 2018

	Shoreland		Non-Shoreland		Total	Value Total
RESIDENTIAL:	#	Zone	#	Zone		
Single Family Dwelling	5	2,820,000	2	270,000	7	3,090,000
Multi Family Dwelling						
Manufactured Housing	1	300,000	2	520,000	3	820,000
Addition to Dwelling			4	372,000	4	372,000
Renovation to Dwelling			21	794,486	21	794,486
Conversion of Dwelling						
ACCESSORY STRUCTURES:						
Shed / Out building / Decks			30	167,953	30	167,953
Garage			8	347,000	8	347,000
Wharf						
Landscaping			1	150,000	1	150,000
COMMERCIAL:						
Educational						
Healthcare						
Industrial			1	80,000	1	80,000
Marine Related						
Office Related						
Religious			1	100,000	1	100,000
Stores / Sales						
Utilities/Communications Related			3	65,000	3	65,000
Vehicle Repair						
Wharf						
Addition						
Out Buildings	1	20,000	1	400	2	20,400
Conversion						
Renovation						
Home Occupation						
Landscaping						
Parking lots			1	3,200	1	3,200
Totals	70	6,436,479	63	2,293,021	137	9,043,282

Sub-Division**Floodplain Permits****1****Site Plan Review****9****Inspections Conducted****196****Violations Investigated****8****Training / Workshops****4****New Residences:**

Harbor Master's Report

As this is my last Harbor Master's report I would like to take the opportunity to comment on my time as St. George Harbor Master and to thank a number of people.

Due to my increasing physical limitations I feel I can no longer adequately perform many of the tasks required of the position, such as mooring work, float repair, rigging/moving channel markers, and boat maintenance. Whoever is working for the town in this position, earning a decent paycheck, must be able to perform all the tasks mentioned above. That is no longer the case for me. These factors coupled with my desire to spend more time with my lovely wife and family have resulted in this decision. So... time to move on.

First, I would like to thank all the folks in town whom I've had the pleasure of working for, and with, these past nineteen years. I've tried to make reasonable and fair decisions when dealing with people's mooring conflicts, and have had the good fortune to enjoy great support from the harbor-using public. I thank you all for that support. I can also say the same about our current Select Board and Harbor Committee members. As I've mentioned in the past, it's great knowing that folks have your back.

The team at the Town Office has been invaluable to me both as work partners and as friends, and I will miss seeing them on a daily basis. I would like to thank them for all the help they've given me, in and out of the office. Their unending patience regarding my lack of technological expertise (I'm a brick headed luddite), and all the support they've provided on many levels are most appreciated.

The seemingly indestructible Steve Jarrett deserves much credit for keeping the harbors and wharves squared away, be it float work in the spring and fall, or doing his best keeping the wharves free of trash and garbage. Thank you, Steve, for all you've done for me and the town's waterfront.

Over the years I've had a number of deputies in various harbors and I thank the following guys for the time they've put in to make St. George a better and safer place: the late Treby Johnson, John Hall, the late Butch Rackliff, Gerry Cushman and Keith Miller; thank you for being there.

Thanks to Mark Ausplund (d/b/a Ocean Explorer) for all the quality work on the town's mooring gear, channel markers, and for helping out when needed. I trust his judgement and respect his work ethic, both of which have made my job much easier on a number of occasions.

Last, but certainly not least, I would like to thank John Falla and Tim Polky for a number of things. They had enough faith to allow me to develop this position pretty much as I saw fit. For that I am truly grateful and can only hope their faith was not misguided. They have educated me in the ways of municipal government, been mentors, sounding boards and much, much more to all of us at the town office and their efforts on our behalf are truly appreciated. St. George is extremely fortunate to have had two, caring, "townies" at the helm for a great many years. A rarity for certain in this age of high turnover and impersonal bureaucracies.

In closing, I would once again like to thank the townspeople for allowing me this opportunity. St. George is a great place to live and work. My wife Sonja and I speak often about how lucky we are to be who we are, and where we are. It just doesn't get much better than that and we feel very, very fortunate to call St. George home.

Please, always use common sense while working or playing on our waters and may everyone enjoys fair winds and calm seas in the future.

Most Sincerely, David Peter Schmanska

St. George Fire Department

In 2018 the Fire Department responded to 108 calls:

Motor Vehicle accidents - 7	Outside fires investigated/extinguished - 6
Tree/Powerlines down - 15	Passenger vehicle fire - 1
Assist EMS - 28	Chimney fires - 2
Alarm investigations - 16	Building fire - 1
Pump water from boats/cellars - 8	Search for person - 2
Malfunctioning detectors - 14	Overhaul/cleanup - 7
Assist police/gov agency - 1	

This year we have two fire fighters in the firefighter one and two programs. These programs last for 20 weeks with classes being held every Wednesday and every other Saturday. Training is a large part of becoming a fire fighter and the commitment this takes each individual is vital to the success of the Fire Department. Many of our fire fighters are cross trained in fire and EMS so they are able to assist with many different situations.

Also, this year we have purchased new extrication equipment. Extrication equipment is used for extricating people from auto accidents by cutting the vehicle open. It is similar to equipment that is currently used in surrounding towns which will allow us to work better together. We are also in the process of purchasing a new fire engine. This engine will be a pumper truck that will carry tools, hose and pumps water. It will take approximately a year and a half to design and build so we are looking at a delivery date of June 2020.

Please remember that all houses should be clearly marked with the house number either on the house or at the end of the driveway. This enables emergency vehicles to find you when every minute counts.

The Fire Department holds meetings every Wednesday night at 7:00pm. Training involves class room and hands on, out in the field, training. Training can be anything from water rescue to wildfire firefighting and often includes neighboring towns. Come join us on Wednesday night to see how you can help.

Mike Smith, Fire Chief

St George Office of Emergency Management 2018

The Office of Emergency Management (OEM) has been around for many years. It was called Civil Defense many years ago. It is the lower end of the Federal Emergency Management Agency (FEMA), Maine Emergency Management Agency (MEMA), and then Knox County Emergency Agency (KXEMA).

The OEM is managed by the Emergency Management Director (EMD), who is responsible for the preparation and implementation of emergency management plans to minimize injury and loss due to a serious emergency or disaster.

The EMD is responsible for performing the four phases of Emergency Management: preparedness, response, recovery and mitigation.

To make all of this happen, we have a great volunteer shelter group. Things have changed from the days of “civil defense” and duck and cover. The shelter group makes sure that there is a place to go in case of an emergency or natural disaster.

They also make sure that if a shelter is to be open, it has the supplies and staff to serve the public when needed.

We found having the shelter at the fire station doesn't work as well in the real world as on paper. That is why we have moved the emergency shelter to the school. The school has more room, a bigger kitchen, more showers, bathrooms and we're not competing for space at the fire station.

One of the reason that we did not use the school before now is that there was no emergency power there. We put a stand-by generator at the school this year. Now we have an emergency shelter with power.

With weather events becoming more severe, we may have to open the shelter more often.

If anyone would like to volunteer to help in the shelter or any other area of emergency management, please contact us. The best contact would be the Town Office at 372-6363.

Thanks to all the people that make my job as EMD so much easier,

Tim Polky, EMD

St. George Volunteer Firefighters and Ambulance Association

The St. George Volunteer Firefighters and Ambulance Association (SGVFAA) would like to thank our supporters. Without the support of our donors and behind-the-scenes volunteers (such as the Ambulance Support Team and others who help with fund-raising efforts) our service would have a difficult time fulfilling our goals.

In 2018 we responded to 376 total calls. Of those 376, we responded to 336 emergency calls with 70% of those transports requiring advanced life support (paramedic) assessment or intervention. We also continued to make Community Health visits to members in the community who were part of our program with 10 referrals and a total of 50 visits.

We have been in a mutual aid agreement since 2016 to provide ALS response and mutual aid to South Thomaston. ALS response is when we send a Paramedic only to assist them and mutual aid is when we assist their town with an ambulance and crew. This year we responded 59 times to assist them. As a part of the agreement, South Thomaston first responds to emergency calls that are on the northern part of our response area until we arrive and they mutual aid us when we need coverage with another ambulance.

We are on our sixth year as a pilot site in the state for Community Paramedicine. We have been working with area physicians and Pen Bay Medical Center to identify and work with individuals in the community who meet the criteria for the service. This has required some additional training for our Paramedics and EMTs, above and beyond the required continuing education hours needed to maintain their license. We have 3 of our staff members who are licensed Community Paramedics.

There is a “team-based” approach to CPR. We are working to increase our community CPR trainings and increasing our Cardiac Health and Stroke education in the community. If you are interested in learning CPR, please call 372-6122.

The ambulance service is always seeking new volunteers. There are many roles to be filled in the service. We need drivers for the ambulance, licensed EMTs, Advanced EMTs, and Paramedics, as well as support members who can help with many of the vital non-emergency functions of the organization. Anyone interested in more information about volunteering for the service can call the EMS office at 372-6122 and talk to our director. We also encourage anyone with questions about the service to stop by or call.

We are proud to serve the community of St. George and to the Citizens of St. George. We thank you for your support, patience, and kind words throughout the year.

Amy Dyer Drinkwater EMTP, CP, IC
Ambulance Director

2018-19 Parks and Recreation Report

Thank you for the opportunity to present the 2018-19 Parks and Recreation report. The recently completed year has been very successful on a number of fronts. This report is organized around the three main activities this department oversees from March 2018 to Feb 2019: Senior programs, youth activities, facilities and a newly separated area – community recreation.

Senior Citizen Programs:

Luncheons: The senior luncheon program continues to be a highlight for the many senior citizens who attend. Over the past year our attendance ranged from 25-43 seniors and featured a variety of musical groups, and talks on topics of local interest. I would particularly like to thank band instructor Kristin O’Neal and choral instructor Susan Iltis for their yearly visits with their students.

I want to once again thank our wonderful volunteer crew who makes our luncheons a success: Dianne Oelberger, Deanna Smith, Alisha Hammet, Angie Ritz, Kate Hewlett, Meredith Laliberty and Lynne Hall.

Trips: Our 2018 Senior trips included excursions to the Maritime Museum in Bath, a Portland Sea Dogs game, a lunch cruise from Port Clyde, a tour of two wineries in Union and our annual shopping trip to Portland. Despite the loss of our beloved co-worker, we will always think of the shopping trip as “Cherie’s trip.”

Youth Activities:

Mussel Ridge Hoop Tournament: The 23rd annual 3rd-4th grade tournament was again a huge success, both in participation and as a fundraiser for the St. George Rec Boosters. Participating teams included Cushing, Rockland and Camden boys and Thomaston, Cushing and Camden girls; along with the host St. George teams. The Rockland girls and Rockland boys emerged victorious, but more importantly the kids had a great time and it was another great example of dedicated volunteers coming together to provide an outstanding tournament.

Little League: Little League programs offered a new feature this year – two levels of Little League baseball. The purpose of this was to allow more age group participation for the younger players with a 9-10 year old and an 11-12 year old division. Our participant numbers were as follows: Little League baseball, 18; Little League softball, 11; Farm League baseball, 24; Farm League softball, 7; T-ball, 17.

Thank you to the following coaches and managers: Little League Softball - Davin Putansu, Hannah Sandblom, Tracy Leavitt; Little League Baseball - Jason Mattox, Patti Mattox, Bryan Morse; Farm League - Morgan Hilliard, Travis Simmons, Mark Hilliard, Joseph Hufnagel, David Healey and Shasta Minery; T-ball - Cassie Kilbride.

Summer Clinics: Our fifth year of summer clinics saw continued success and some new features. As before, the offerings were determined from a survey taken from the students at the St. George School. For the first time we offered Drama and had two clinics during the same week. The participation numbers for the clinics ranged from 16-26. 45 different children took part in one or more summer clinics. My thanks to our instructors – Basketball: Meghan Smith, Science: Amy Palmer, Art: Diane Noble, Drama: Lynna Henderson, Baseball: Davin Putansu. We were also fortunate to team up with Blueberry Cove camp and again bring the Dutch Soccer Academy here to St. George.

Soccer: Last fall, our soccer program consisted of 5th-6th boys and girls teams, two 3rd-4th co-ed teams and a 1st-2nd team with a total of 59 boys and girls participating. We also ran a kindergarten program on Saturday afternoons. Many thanks to our volunteer coaches: Matt Pietroski, Bryan Morse, Summer Ward, Autumn Belajonas, Ben Falla, Roni Stuart, Josh McPhail, Shasta Minery, and Pamela Schaltenbrand.

Basketball: Our soon-to-be-completed Midcoast Basketball season has been going very well. Our K-2 clinics saw 16-18 boys and girls attend each Saturday in January. The boys and girls were instructed in beginning fundamentals and then played in age group games with their peers. This program is only possible through the support of parents, grandparents and guardians who volunteer their help. 3rd-4th grade and 5th-6th grade seasons have also gone well with 34 boys and 23 girls participating. This year we have one 5th-6th boys' team, one 5th-6th girls' team, two 3rd-4th boys' teams and one 3rd-4th girls' team. The 5th-6th teams and 3rd-4th boys and girls teams have all had fun, competitive seasons and that is due to our volunteer coaches: Josh McPhail, Brandon Caron, Cody Heal, Summer Ward, Josh Miller, Roni Stuart, Jesse Bartke, Matt Falla and Ben Falla.

Community Programs and Support:

Ski Club: The ski club started this year in early January and continues until February vacation. This program continues to be popular when conditions allow for skiing. Thank you to Tara and Patty for helping with weekly registrations and thanks to the Camden Snow Bowl for their cooperation.

Skating Rink: Last winter we were only able to have a limited number of days of skating due to inconsistent weather. As of this writing, the rink has not been set up for this year as the school playground is no longer an option.

Community Trips: We have another trip scheduled to see a University of Maine hockey game in February and the Rec Boosters also sponsored and arranged for discount train tickets from Brunswick to Boston during April vacation. 71 parents, grandparents and children had a great day in Boston.

Adult Exercise Classes: Angie Vachon continues to offer popular exercise classes 2 mornings a week. She also offered a high intensity work out class two mornings a week from summer through fall.

St. George Days: The Dunk Tank was a huge success in 2018, thanks to a number of selfless "dunkees." Over \$200 was raised for the Fire and Ambulance fund. In addition, we no longer have to spend money renting a dunk tank as the boosters bought a second hand tank. As has been the tradition, we kicked off the festivities on Saturday morning with our annual Marshall Point road race and Fun Run. A new feature was added this year with a "Cornhole" tournament which was held in the school gym. There were nine teams participating and we are hoping for more next year.

Community Support: It is entirely appropriate to take a section of this report to thank a number of folks who donate their time to support the activities of this department. Without them, we could not have Senior Luncheons, ball games or any other activities that this department sponsors. In addition to the volunteers already mentioned, a sincere thanks to game officials Angie Vachon, Jeff Shaw, Davin Putansu, Craig Gauthier and Peter Henderson.

Facilities: The highlight of this year was adding a new merry-go-round at Collins Park to replace the popular old model that had become unsafe due to rust.

Acknowledgements: My thanks to our excellent Recreation Committee members – Meghan Benner, Craig Gauthier, Gary Minery, Michelle Gill, Cassie Kilbride, Summer Ward, Jaime MacCaffray, Bryan Morse, and Brandon Caron. They contribute countless hours of invaluable time and are a pleasure to work with. Another round of thanks to my co-workers in the town office – Tim, Dave, Terry, Beth, Patty, Elizabeth, Tara and Terri. Thank you once again to the community of St. George for supporting the Parks and Recreation programs.

Respectfully Submitted,
Ben Vail, Parks & Recreation Director

Animal Control Officer

There were two reports of rabies reported in Knox County in 2018.

As a reminder, State of Maine law states all dogs over the age of six months are required to have a current rabies shot and be licensed.

A dog license is issued for each calendar year (January 1st through December 31st); however, the State of Maine allows the owner(s) until February 1st before a late fee of \$25.00 per dog is assessed along with the licensing fee.

This past winter was extremely cold. We received a number of stray dog complaints. If your dog has a collar, it should be worn at all times so if the animal is caught, we can return it home versus taking it to the shelter.

Now that the Town allows for the keeping of small animals in the residential zone such as chickens and/or rabbits, you must follow the rules that are in place and keep the animals confined to your own property. They must be provided with proper shelter and sustenance as well as being confined to the owner's property.

The Municipal Animal Control Department is primarily responsible for domestic animals – dogs, cats, rabbits, chickens, etc., not wild animals. In some cases there may be an issue with raccoons, skunks, bats and foxes suspected of having rabies. If they come in contact with you or your pet, please call me at 207-542-3057.

Owning a pet is a lifetime responsibility and has associated costs for food, shelter, vet care and other items needed to keep your pet healthy and happy. Potential pet owners are urged to keep these considerations in mind before getting a pet.

The Town of Thomaston now has a dog park that is open to the public, not just Thomaston residents. You can take your dog to meet other dogs and play. Please remember you are responsible for your dog. Please report any altercations at the park to the Animal Control Officer.

Remember to treat your pets with the love and care they deserve and you will see it returned in kind. I am available at 207-542-3057 if you have an animal related complaint, concern or question.

Respectfully submitted,
William Demmons
Animal Control Officer

JACKSON MEMORIAL LIBRARY

71 MAIN STREET P.O. BOX 231 TENANTS HARBOR, MAINE 04860

The Jackson Memorial Library continues to grow and serve the Community of St. George not only as a center for learning and enrichment, but as a center for activities for children, adults and volunteers. In addition to books, electronic media, computers and information services, we offer space for people to come together for programs and meetings, places to chat, and quiet areas for research and study.

We have begun keeping the library open for general services in evenings when we are hosting programs, effectively expanding our hours. Visits to the library increased by 13 percent in 2018 over 2017.

Activities for the children: We continue our collaboration with the St. George School, to teach basic library skills to students in kindergarten through the second grade, and we continue to host daily, organized visits from third- through fifth-grade students and provide after-school enrichment activities. Our free pre-K program also continues, and we host, in collaboration with the school, the highly-acclaimed Leaps of Imagination program.

Activities for the adults: These include: “Tech Time,” a popular program of free weekly technical support sessions for users of laptops and mobile devices with our volunteer tech team; several book clubs; French language instruction; weekly mah jongg and bridge games; an assortment of guest speakers; rotating fine-art exhibits; a monthly poetry-reading group; and our special summer literary series featuring well-known authors. We also make our space available for a variety of community purposes, including Neighbor to Neighbor meetings; the local Girl Scouts; St. George School offsite teachers meetings; various programs sponsored by the St. George Business Alliance, the St. George Community Development Corporation and other organizations.

Activities for volunteers: We are very grateful to our staff of 30-40 willing volunteers. They help with the front desk, cataloging, book fair, plant sale, technology support and hospitality at events. If you are interested in volunteer opportunities, please let us know by stopping by and giving us your name.

Each year, the town makes a generous allocation to the library; in 2018 it represented 23% of our operating budget. Other revenue sources include: individual donations, fund raisers, the annual book fair, raffle and art auction, grants, rental income from two upstairs apartments in the library building, and income from a restricted endowment.

You can learn more about the library at our website (www.JacksonMemorialLibrary.org) or Facebook page. If you have any questions or feedback on our programming, please get in touch with us. And, as always, we encourage you to visit the library at any time.

Respectfully submitted,

Michael B. Jordan, JML President
Deb Armer, Library Director

St George Historical Society Town Report

In 2018, the Historical Society's public preservation included a variety of topics related to our Town's history.

At our April meeting, thanks to the miracle of modern technology, we watched video recordings of our old friends Everett Baum, Willard Hilt, Capt. Clyson and Ethel Coffin, Nellie Boyles, Leola Robinson, and Faustina Spring, and Albert Fredrickson give first hand recollection about the horrible influenza epidemic of 1918. Three of them, Willard, Capt. Coffin, and Albert each experienced the disease themselves. Dr. Kahn gave us information about the epidemic worldwide scare.

In May, Charles Heinz drove down from Belgrade to tell us about the hen and egg business in this area, particularly about the broiler industry after World War II. Charlie was born in Rockland and with a little prompting, recalled what life was like growing up in the 30's and 40's in Knox County. Sadly, he passed away in recent months; he was 87.

Kirk Gentalen of Tenants Harbor, a frequent contributor to the St George Dragon, treated us to projected images he has taken of St George wildlife, at our June meeting.

More than fifty (50) people showed up in July for a walking tour of Tenants Harbor which was led by John Falla. It rained so to prevent the crowd from morphing into an angry mob, resourceful John diverted them into the Town Office and projected pictures of what they would have seen had it not rained. Thirsting for more local history, attendance suggested that John lead the tour in August.

John's August tour proved most informative and enjoyable. A crowd nearly as large as a protest march in Paris thronged the sidewalk of Tenants Harbor and walked from the church to the Masonic Hall.

Port Clyde businesses of the past was the topic of discussion at the Port Clyde Baptist Church in September with good attendance and participation. John led the discussion and Jim Skoglund seized the opportunity to observe that it would be advisable to elect a new president at the next business meeting.

At our last meeting in 2018, held at the Town Office on October 25, John Falla had covered the tables with photographs of St George which had not been identified by date or exact location. Several were correctly identified.

The officers for 2019 suggested by the nominating committee were elected; John Falla/President, James Skoglund/Vice President, Tammy Willey/Secretary-treasurer, Nancy Field Frederick/membership.

As John Falla is now president of the Society, this is my last report. I give my personal thanks to all, to individuals and to cooperating Town organizations that have made the Society a success. The founders of the Society could not have anticipated how important the organization has become to the social and cultural fabric of the community. With the passing of Brother Cline, only two of the founders Steve Sullivan and I yet linger in the land of the living.

The properties, numerous artifacts, and thousands of documents entrusted to the Society, as well as planning programs, require the oversight of a President with management skills, familiarity with new technology, and with youthful energy. John can't realize how happy and relieved I am that he has accepted the leadership role as a new beginning for the Society.

Special thanks to Tammy Willey and Robert Skoglund for their help to me and for their contributions to the operation of the Society. Both have recorded our meetings on video. Tammy is always the first to arrive at our gatherings, making some supper that will be always served on time, after doing dishes and putting things away, she is last to leave; this in addition to her work as secretary/treasurer. For years, Brother Robert has used his computer to make posters and newspapers of our meetings. Without his help, I would have been overwhelmed.

Respectfully submitted,

James Skoglund



Marshall Point Lighthouse Museum Report 2018

Celebrating 28 years of operation, Marshall Point Lighthouse Museum & Gift Shop (MPLM) welcomed over 17,000 people representing every state in the United States! Here are just some of the other places our visitors came from: Israel, Japan, Thailand, Australia, Tortola, Puerto Rico, Bosnia, Germany, Italy, Netherlands, Switzerland, Nova Scotia, Ontario, Quebec, Mexico, Brazil, Chile, and all 4 countries in the UK. As a reminder, admission to the Museum is always free.

Being a non-profit organization, with the commitment as Stewards of the Marshall Point Lighthouse, the Committee depends on the generous donations, gift shop purchases and Annual Memberships to fund the continuous upkeep necessary to make our campus shine from garden maintenance to lighthouse and building(s) preservation, as well as support our local high school graduates through our scholarship program.

Proudly, each year, we award three scholarships. In June 2018, the winners include Lauren Miller, Emily Tyler, and Julia Kurr. Each received a first year scholarship award of \$1,000. Eight previous winners also received \$500.00 for continuing their undergraduate course work. That is a total of \$7,000 that we awarded this year. Upon receipt of a completed scholarship form, a three person committee, made up of residents of St. George, reviews all applications and makes a final recommendation to the Marshall Point Lighthouse and Museum Committee.

In 2018 there were 8 weddings performed at this picturesque setting and 1 video produced. Many artists were inspired by the views, bike events and antique car rallies found their way to the end of the line as well. The front of the Keeper's House was starting to show a bit of wear from the weather and use so we gave it a new face lift by repairing both Newell and upright posts, replacing treads and kick boards on the steps and finishing it off by repainting each piece. The cellar was professionally cleaned and sanitized, sills foamed to make the place air tight, then painted. This was, in part, accomplished with generous contributions from our tenants, lighthouse staff and the help of volunteers!

Our welcoming and friendly Volunteer Staff is one reason that Marshall Point Lighthouse Museum is successful each year. We are grateful to each one of them who unconditionally give their time and make our visitors feel at ease upon entering our doors 7 days a week during the season. We are pleased to add 10 new volunteers to our existing volunteer staffing. The museum and gift shop extended their hours of operation to include mornings on Friday in 2017. We found this to be quite a popular time of day, so for our 2018 Season we increased the morning schedule to include Wednesday and Thursday. From the increase in visitors for our 2018 Season, it was a big hit! If you are interested in volunteering, please call 207-372-6450 and our Volunteer Coordinator will get in touch with you.

We announced in our last year's report that the Committee approved the rebuild of the Keeper's Barn and Workshop and we are proud to add this structure that restores the look of the campus prior to 1971. The design and building material is approved through the Maine Historic Commission, the foundation is covered with granite quarried from Long Cove Quarry and artfully installed by local Masonry Contractor, Jay Cook, while the structure is being erected by local contractor, Paul Gill, Timberframe. Included at the beginning of this report are some progress photos. Please feel free to stop by and see the progress being made.

As one would expect, our meetings in 2018 focused on how to raise \$150,000 to accomplish this historic undertaking. A significant fund raiser was our Silent Auction, with Steve Thomas hosting. In September the construction began after much discussion based on the funding received as of that date. As of this reporting, we are proud to share with you that we are just under **\$1,500** of reaching this goal. A heartfelt **THANK YOU** goes to all of you who have donated to make this possible. We anticipate a Spring Opening and Dedication Ceremony.

Donated items to the Museum this year consisted of a Marshall Point bowl from England, two unique paper weights of Marshall Point Lighthouse, and a Johnson Brothers Historic American Brown Bowl inscribed as Point Marshall Lighthouse. We received a treadle sewing machine from the family of Capt. Henry Giles of Tenants Harbor that accompanied him and his wife on his many voyages. It will be on display this coming season. Any artifacts, paintings or other pertinent display materials that you would be interested in donating to the Museum, please contact Museum Director Nat Lyon at 372-6740.

Our Board Members meet once a month, April through December. On the "non-meeting" months, each of us continues to move forward diligently on outstanding tasks within our realm of responsibility in preparation for our April meeting and opening day in May. Each Board Member works tirelessly and is committed to meet all obligations to keep this historical landmark running smoothly and takes this challenge very seriously. We constantly hear "thanks" from our visitors near and far and it does not go unnoticed by the community, either. It's always nice to hear that comment to affirm we are doing things right and appreciated by all.

We are looking forward to our 2019 Season and planning is underway that may include some fun family events for locals and visitors, a fund raising community event, and we are looking into additional Open Tower Days. We also hope to complete the inside the Keeper's Barn this year. Is a webcam in our near future? Stay tuned and for what is new at the lighthouse visit our website at marshallpoint.org or follow us on Facebook at Marshall Point Lighthouse.

The Marshall Point Lighthouse Museum and Gift Shop are open 7 days a week from Memorial Day Weekend through Columbus Day. Our operating hours are: **Noon to 4 pm Sunday - Tuesday; 10 am to 4 pm Wednesday - Saturday.**

If you would like to donate, please make checks payable to Marshall Point Lighthouse & Museum, mail to PO Box 247, Port Clyde, ME 04855. To appropriate funds to a specific area (i.e. Barn), please include a note. Thank you for supporting us throughout the entire year!

Respectfully Submitted,

Diana Bolton, Chairman

Marshall Point Lighthouse Museum & Gift Shop

Neighbor to Neighbor

P.O. Box 172

Tenants Harbor, ME 04860

207.691.7069 • ridesinstgeorge@gmail.com
ridesinstgeorgeme.com



NEIGHBOR TO NEIGHBOR ANNUAL REPORT FOR 2018

Neighbor to Neighbor has had a wonderful year and we would like to share with you some of the highlights.

Neighbor to Neighbor continues to provide free volunteer ride service to the citizens of St. George. In 2018 we provided 25% more rides (199) than we did in 2017. We have 13 new drivers and 16 new riders. This increase in drivers has given us the flexibility to provide almost every ride that is requested, reducing the number of rides not provided by half.

The Neighbor to Neighbor Board has changed for 2019. Stephen Maxwell, pastor of the Port Clyde Baptist Church, has agreed to head up our Board. He will be assisted by Peggy Williamson and Deanna Smith sharing secretarial duties, and Judy Smith will be treasurer. We have 3 new Board Members: Amy Dyer, Van Laliberte and Peggy Williamson. We would like to take this opportunity to thank Jean Hewett for leading this organization during 2017 and 18 as well as the transition group that began the work to write By Law's, Policies and Procedures. In this she was ably assisted by Adele Welch, Deanna Smith, Judy Smith, and Dianne Oelberger.

In 2018, we finalized our policies and procedures documents, held 3 Board Meetings and several operations meetings and attended several community venues and forums to try to spread the word to all of our citizens that these rides are available. We had an outstanding response from our table at Election Day with several more residents signing up to be drivers.

We continue to provide our dispatching services voluntarily, although the agenda for 2019 is to explore the possibility of adding a paid position. The dispatcher does much more than notifying drivers of upcoming rides. Time is spent talking to riders, orientating new drivers and assuring that all rides are accomplished successfully. Through the efforts of David Chase and David Percival, we have implemented driver orientation and training programs that outline our policies and provide the necessary information to handle riders' questions and possible emergencies. We also have enlisted the services of the St. George Ambulance Association to provide drivers with the safest way to assist riders in and out of the car and store ambulatory equipment. In addition, we are co-sponsoring CPR training with the Ambulance Association.

Our budget needs remain conservative. We have implemented a vetting system for our drivers through the Department Of Transportation to ensure the safety of our riders. This has added a cost burden, but we feel it is important to assure the safety of our riders. We will continue to contract administrative and bookkeeping services and, as mentioned before are considering contracting dispatch services.

We have also found that gas cards are often needed for short term emergencies and have included those in our budget. Our continuing efforts to raise the community's awareness of the service to riders and the need for drivers can be found in the Town Newsletter, the St. George Dragon, St. George School Newsletter brochure as well as tables at special events including election days and events at the school.

Our community continues to be very generous, along with the Town. We plan to do fundraising during 2019, but we will always happily accept any donations that residents wish to give us. Those could be sent to: Neighbor to Neighbor P.O. Box 172, Tenants Harbor, ME 04860 or dropped off at the St. George Development Corporation at 47 Main St. in Tenants Harbor.

Respectfully Submitted,

Stephen Maxwell

Chair

Neighbor to Neighbor Board of Directors



SGCSF sailors displaying their paper plate awards at the end of a session.

ST. GEORGE COMMUNITY SAILING FOUNDATION

Sailing is a wonderful sport that involves mental and physical skill while connecting you with the natural world. It is a thrill to use your wits and training to get to your destination by mastering the wind.

The nonprofit **St. George Community Sailing Foundation** was created in 2001 to teach sailing and seamanship on the St. George peninsula. The summer of 2018 was our **eighteenth season** getting young people out on the water. We operate from the shore of Blueberry Cove Camp in Tenants Harbor.

Last summer we enrolled 81 young sailors. More than a quarter of them were year-round residents of St. George, others were summer visitors, and the rest came to us through Blueberry Cove Camp. All five of our young instructors learned to sail through St. George Sailing, including our Head Instructor Chase Flaherty. We are proud of the work these young people do as teachers and mentors to the next generation.

It is our goal to make sailing available to any child who wants to explore the salt water and get out in a boat during our glorious summers. To make sure everyone is included scholarships are available through St. George Sailing and the Jackson Memorial Library. In 2018 seven scholarships were awarded to local children.

The **University of Maine 4-H Camp and Learning Center at Blueberry Cove** continues to host our on-shore activities, store our floats in the winter, and enroll campers in our program. This has proven to be a great partnership.

The Foundation has worked hard to make sailing affordable for everyone. St. George residents pay a reduced rate on our already reasonable tuition. **St. George Sailing** receives no money from the Town, and tuitions account for only about half of our annual budget. The balance is made up from generous donations from friends, neighbors, and businesses who believe it is important to give our children the chance to experience the challenges and rewards of sailing. We thank them all. We look forward to another great summer in 2019. Visit us at **www.stgeorgesail.org** to learn more!

For the Directors:

Steve Lindsay, President
Kate Bourne, Vice President
Bruce Hammatt, Treasurer
Deanna Smith, Secretary
William Deignan
Will Gibney
Ryan LeShane

Scott Lord
Kurt Schleicher
Chris Schreiber

Felix Kloman, emeritus
Dave Schmanska, ex officio
Ben Vail, ex officio

St. George Community Development Corporation

St. George, Maine

2018 was the first full year of the St. George Community Development Corporation's operation, and we grew significantly in both programming and community engagement.

The St. George CDC is meant to serve as a resource for a variety of local initiatives that can help keep St. George a vital, vibrant, year-round community. In short, we seek to help build community infrastructure by supporting and partnering with existing organizations, as well as by leading projects that increase economic and community development, education, healthcare and workforce housing.

Because an important part of the CDC's mission is to strengthen and support St. George residents and the existing organizations who serve them, we partner with the Town, the School, the Library, as well as churches and other community nonprofits to identify opportunities, develop programs and provide services while ensuring there's no duplication of effort.

One of the more ambitious projects this year has been the Community Cupboard: a volunteer-led food pantry open weekly for St. George residents who are food insecure. Between our opening in August 2018 and February 2019, thanks to cash donations, contributions from community members' gardens, donations of "wish list" purchases and items from local churches, scout troops, and individuals, the Cupboard has provided more than 7,000 pounds of food and personal hygiene items to over 100 St. George residents.

As an extension to this work, The CDC and the St. George School coordinated a community-wide Christmas gift drive, providing families in need not only with community-donated presents, but also supplying a dozen families with 50-pound boxes of food so students wouldn't be hungry over the winter vacation.

This year also marked the start of the St. George School Fund. The fund supports innovative programming in our Municipal School District, such as the introduction of new technology into our classrooms, expanded youth programming, and supplemental teacher training.

From the now-yearly Thanksgiving Meal and Summer Cookout to the Winter Coat Drive, healthcare and Medicare enrollment assistance, and sponsorship of conversations on the opioid crisis, we continue to take cues from the community about how to keep St. George engaged and resilient.

Our work is primarily performed by 60+ St. George community volunteers who help us identify needs, strategize about future programming, and do much of the actual work. We couldn't do it without them, and without the many generous donors in our community who help fund the work.

We work to be accessible to all, sharing updates via email newsletter, Facebook, and website (www.stgeorgecommunity.org), as well as at our summer public meeting and through our twice-yearly mailers. Please stop by our offices at 47 Main St. to learn more about what we are working on—and how you can help.

Respectfully submitted,

Rob Kelley, Chair
St. George Community Development Corporation.

U.S. Senator's Report Washington, DC

January 3, 2019

Dear Friends,

As I travel Maine, I hear from people who live in every corner of our state. I hear about their achievements, their successes, their work to improve their communities – I hear about the hope they have for our state. I also hear about our challenges, and all the work we have left to do. As I see it, that's my job: to listen to you, act where I can to build on what's good, and work on the tough parts. As 2018 comes to a close, I wanted to take a moment to share an update on some of the work we're doing in Washington to lift up the accomplishments of Maine people and make progress on the challenges they face.

From Portland to Presque Isle, from Milo to Camden, I hear about the pain that the opioid epidemic is inflicting on Maine communities. I've met with Maine people in recovery, family members of those struggling with substance use disorders, treatment providers, and law enforcement officials to learn about their experiences with this terrible disease, and everyone agrees that in order to fully respond to these problems, we need a stronger federal effort to end the opioid epidemic. Fortunately, some help is on the way – in October, we overwhelmingly passed a sweeping, bipartisan opioids bill. I've pushed hard for this type of legislation and was proud to have provisions I've advocated for included in the bill. These priorities have been guided by the voices of Maine people, and we'll keep working to confront this tragic problem.

I've also worked to strengthen the future of our forest economy. Maine's forests have powered our state's economy for generations, especially in our rural communities. So, when rapid shifts in the market led to the closure of many pulp and paper mills and biomass power plants, it required a collaborative approach to support future growth in this important industry. That's why, together with the other members of the state's Congressional delegation, I pushed to establish the Economic Development Assessment Team (EDAT). This integrated, multiagency effort aims to foster innovation and commercialization in Maine's forest economy, and we're already seeing the benefits: in recent months, several forest industry businesses have announced significant investments into Maine operations, and in September 2018, the Forest Opportunity Roadmap (FOR)/Maine released an action plan to make sure this industry, and the rural communities it supports, can continue to thrive for generations to come.

As I close this letter, please allow me to express my gratitude to each of you – for your dedication to our state, and to one another. It's often said that Maine is like a big small town (with very long streets)—that's because at our heart, we're one big community. It's not only a pleasure to serve you— it's a pleasure to know you. Thank you for being the reason Maine is so special. Mary and I hope that 2019 will be a good year for you, your family, your community, and our great State.

Best,
Angus S. King
United States Senator

U.S. Senator's Report

Dear Friends,

It is an honor to represent Maine in the United States Senate. I am grateful for the trust the people of our state have placed in me and welcome this opportunity to share some key accomplishments from this past year.

As Chairman of the Senate Aging Committee, I worked to help ensure the well-being of our seniors. The *SeniorSafe Act* I authored became law last year and is empowering banks, credit unions, and other financial institutions to better protect seniors from financial fraud.

Following extensive committee investigations of prescription drug pricing, additional legislation I crafted became law, ending the egregious practice of pharmacy “gag clauses” that prevented pharmacists from informing patients on how to pay the lowest possible price.

This year, I was also successful in securing an extra \$425 million for Alzheimer’s research—the largest funding increase ever—bringing the total to \$2.34 billion. Additionally, the bipartisan *BOLD Act* I authored will create public health infrastructure to combat Alzheimer’s by promoting education, early diagnosis, and improved care management.

More than 40 million Americans—including 178,000 Mainers—are caregivers for parents, spouses, children, and other loved ones with disabilities or illnesses, such as Alzheimer’s. The *RAISE Family Caregivers Act* I authored was signed into law last year, giving caregivers more resources and training to better balance the full-time job of caregiving. Another law I wrote will help grandparents who are raising grandchildren, largely due to the opioid addiction crisis.

In addition to helping seniors, a major accomplishment over the past year is the increased federal investment in biomedical research that is leading to progress in the fight against numerous devastating diseases. Congress has boosted funding for the National Institutes of Health by \$7 billion in just the last three years, bringing total funding to more than \$39 billion.

One of my highest priorities as Chairman of the Transportation Appropriations Subcommittee is to improve our nation’s crumbling infrastructure and ensure that Maine’s needs are addressed. Since the Better Utilizing Investments to Leverage Development (BUILD) Transportation Grants program, formerly known as TIGER, was established in 2009, I have secured \$160 million for vital transportation projects throughout Maine.

Congress also delivered a Farm Bill last year, which includes many important provisions that will help the agriculture industry in Maine and across the country. Specifically, I secured provisions that will strengthen support for young farmers, improve local farm-to-market efforts, and increase funding for organic research.

Congress took decisive action to address the opioid addiction epidemic. In addition to appropriating \$8.5 billion in federal funding last year, Congress enacted the *SUPPORT for Patients and Communities Act*, a comprehensive package that embraces the multipronged approach I have

long advocated for this epidemic: prevention, treatment, recovery, and enforcement to stop drug trafficking.

Maine plays a key role in ensuring a strong national defense. In 2018, Congress provided funding for five ships to be built at Bath Iron Works, which will help to keep our nation safe and provide our skilled shipbuilders a steady job. I also secured more than \$162 million for infrastructure projects at Portsmouth Naval Shipyard to support their important work to overhaul Navy submarines.

A Maine value that always guides me is our unsurpassed work ethic. In December 2018, I cast my 6,834th consecutive vote, continuing my record of never missing a roll-call vote since my Senate service began in 1997.

I appreciate the opportunity to serve Maine in the United States Senate. If ever I can be of assistance to you, please contact one of my state offices or visit my website at www.collins.senate.gov. May 2019 be a good year for you, your family, your community, and our state.

Sincerely,
Susan M. Collins
United States Senator

2162 RAYBURN HOUSE OFFICE BUILDING
WASHINGTON, DC 20515

PHONE: 202-225-6116
FAX: 202-225-5590

WWW.PINGREE.HOUSE.GOV



COMMITTEE ON APPROPRIATIONS
SUBCOMMITTEES:
AGRICULTURE, RURAL DEVELOPMENT, AND
RELATED AGENCIES
INTERIOR, ENVIRONMENT, AND RELATED
AGENCIES

CHELLIE PINGREE
CONGRESS OF THE UNITED STATES
1ST DISTRICT, MAINE

I hope this message finds you well. I am honored to represent you and your family and am grateful for the chance to offer both an update from Congress and my thoughts on the year ahead.

In Maine, we care less about political parties than about getting the job done. That's why I'm happy to report several recent victories I had reaching across the aisle to address issues important to our state.

Signed into law after months of deadlock, the 2018 Farm Bill contained several provisions I introduced. We were able to boost local food investment and organic research programs that are important to the Maine farmers driving a resurgence in our agricultural economy. The bill also created a pilot program to help doctors write prescriptions and offer vouchers to patients who need to change their diet but can't afford fresh food. Finally, the legislation included several steps I introduced to reduce food waste, a national problem that is not only costly to the environment and economy, but a missed opportunity to help millions of Americans who don't have enough to eat.

At the end of 2018, the President signed into law legislative language I introduced to assist veterans who had been blindsided by debt with the Department of Veterans Affairs. After hearing from several veterans who did not receive mailings about their debt until it was too late to take action, I introduced a bill to require the VA to improve its notification system. The final legislation requires that veterans have the option of getting electronic notifications and that the VA report on the underlying issues.

And on the House Appropriations Committee, I worked to protect programs that our state relies on, such as small business grants, rural broadband investment, effective responses to the opioid epidemic, shipbuilding at Bath Iron Works, and more.

As a new Congress gets underway, I will keep working with Republicans to make progress on key issues like these. But with Democrats now in the majority, I look forward to having an open debate on problems that have been ignored for too long. This includes the gun violence plaguing our nation, the dangers climate change presents to our country, crushing student loan debt, the influence of big money in politics, and the need for all Americans to access affordable health care and prescriptions.

In Washington and Maine, my offices stand ready to answer your questions, listen to feedback, and assist with federal issues and agencies. My hard-working staff helps many hundreds of constituents every year and I welcome the chance to serve you.

Best wishes,
Chellie Pingree
Member of Congress



Senator David Miramant
3 State House Station
Augusta, ME 04333-0003
(207) 236-4845
David.Miramant@legislature.maine.gov

Dear Friends and Residents of St. George,

Thank you for the opportunity to serve as your State Senator. I'm honored to have been chosen to represent the residents of St. George in Augusta, and I promise to work hard on your behalf.

I have been appointed to chair the Marine Resources Committee. During this legislative session, I will work to protect our marine resources so they are sustainable for future generations. Our fisheries contribute millions to our economy each year, and the hard working men and women of our coastal economy deserve the strongest support we can provide.

I will also continue my work to make Maine a leader in new energy technologies. We have not yet taken the bold steps necessary to seriously pursue a true renewable energy economy, but we have a real chance to make substantial progress toward that goal. It's time to move forward on smart solar energy policies, creating good paying jobs right here in Maine and supplying clean energy for people across the state.

If you have any concerns or ideas for legislation, I am always available. Please feel free to call or email me anytime. We face challenges, but with this group of smart, talented and committed lawmakers, I'm hopeful we can get things done. While we may not always agree, I am always willing to listen to and learn from all sides.

I can be reached at (207) 287-1515 or David.Miramant@legislature.maine.gov. I also encourage you to sign up to receive my regular legislative updates. Go to www.mainesenate.org to join my mailing list.

I look forward to working with you in 2019!

Sincerely,

A handwritten signature in black ink, appearing to read "Dave Miramant".

Dave Miramant
State Senator



HOUSE OF REPRESENTATIVES

2 STATE HOUSE STATION
AUGUSTA, MAINE 04333-0002

(207) 287-1400

TTY: MAINE RELAY 711

Ann Higgins Matlack

130 Scraggle Point Road
Spruce Head, ME 04859
Residence: (207) 594-4831
Ann.Matlack@legislature.maine.gov

Dear Residents of St George:

It is an honor to serve as your State Representative. Over the next two years, I will be working hard on your behalf to provide responsive constituent services, be your advocate in the State House and advance legislation that improves life in our district and in our state.

Over the coming months, we expect to take up more than 2,000 separate pieces of legislation covering a wide variety of topics. Top priorities include expanding health care coverage, bringing relief from the opioid crisis, expanding access to renewable energy, reducing student debt, fighting and dealing with the effects of climate change, repairing our roads and bridges, increasing protections for workers and consumers, getting prescription drug costs under control, protecting the independence of seniors, and making sure we are caring for our neighbors with disabilities.

We will also be balancing the state budget for the next two years and will work to do so in a way that restores revenue sharing funds for all Maine towns and respects the mandate of the voters to properly fund public education.

This year I am serving on the Taxation Committee, where we will tackle policy relating to tax policy, Bureau of Revenue Services, property taxes, tax exemptions and credits, property valuation and assessment, and municipal revenue sharing.

Whether we are dealing with the above issues or any other topic, I will continue to work with all of my colleagues, regardless of party affiliation, to make sure we're doing the best work we can for the people of our district and all the people of Maine.

Please contact me if I can be of any help or if you want to discuss or testify on any legislation. My email is Ann.Matlack@Legislature.Maine.Gov. My phone number is (207) 594-4831. I also send out e-newsletters from time to time. Let me know if you would like to receive them.

Respectfully,

Ann Matlack
State Representative

District 92 Cushing, South Thomaston, St. George, Thomaston and Matinicus Isle Plantation, plus the unorganized territories of Criehaven and Muscle Ridge Islands Townships

Expense Summary Report
All Departments – December

Account	Budget Original	Budget Net	Curr Mnth Net	YTD Net	Unexpended Balance	Percent Spent
01 - Town Office	586,112.00	586,112.00	27,397.65	244,821.86	341,290.14	41.77
02 - Sel Bd/Assrs	74,784.00	74,784.00	2,640.65	20,116.37	54,667.63	26.90
03 - Planning	107,429.00	107,429.00	6,326.56	45,350.38	62,078.62	42.21
04 - Fire Dept	457,802.00	457,802.00	9,378.58	158,829.64	298,972.36	34.69
05 - Animal Ctrl	9,409.00	9,409.00	322.95	3,761.48	5,647.52	39.98
06 - Rds/Prop Mgt	634,711.00	634,711.00	48,926.21	374,053.66	260,657.34	58.93
07 - Solid Waste	527,033.00	527,033.00	30,884.00	242,356.14	284,676.86	45.99
08 - General Asst	2,500.00	2,500.00	0.00	610.00	1,890.00	24.40
09 - Soc/Comm Svc	270,210.00	270,210.00	0.00	274,988.80	-4,778.80	101.77
10 - Recreation	99,623.00	99,623.00	4,591.02	44,819.73	54,803.27	44.99
11 - Harbors	227,247.00	261,480.51	6,239.76	145,312.96	116,167.55	55.57
12 - Unclassified	6,029,492.00	6,029,492.00	413,596.53	3,377,464.40	2,652,027.60	56.02
Final Totals	9,026,352.00	9,060,585.51	550,303.91	4,932,485.42	4,128,100.09	54.44

Expense Summary Report

All Departments – December

Account	Budget Original	Budget Net	Curr Mnth Net	YTD Net	Unexpended Balance	Percent Spent
01 - Town Office	586,112.00	586,112.00	27,397.65	244,821.86	341,290.14	41.77
5020 - Emp Benefits	110,329.00	110,329.00	2,835.98	49,974.61	60,354.39	45.30
5050 - Equip Maint	3,600.00	3,600.00	272.71	566.71	3,033.29	15.74
5060 - Mileage	5,000.00	5,000.00	542.83	2,354.44	2,645.56	47.09
5070 - Prop Maint.	20,000.00	20,000.00	675.00	4,706.15	15,293.85	23.53
5090 - Utilities	11,000.00	11,000.00	979.66	4,850.39	6,149.61	44.09
5111 - Town Manager	90,487.00	90,487.00	6,960.52	45,168.44	45,318.56	49.92
5122 - FinDir	54,590.00	54,590.00	4,199.24	27,264.48	27,325.52	49.94
5131 - Office Mgr	45,475.00	45,475.00	1,150.14	17,709.59	27,765.41	38.94
5141 - Clerk/Secr	40,655.00	40,655.00	3,127.32	20,304.81	20,350.19	49.94
5151 - Admin Asst	38,921.00	38,921.00	2,801.60	18,190.00	20,731.00	46.74
5161 - Adm Asst 2	21,855.00	21,855.00	1,681.16	10,915.30	10,939.70	49.94
5222 - SW License	4,700.00	4,700.00	0.00	0.00	4,700.00	0.00
5232 - Office Expen	25,000.00	25,000.00	507.94	13,227.97	11,772.03	52.91
5242 - Registry & C	5,000.00	5,000.00	266.00	1,293.00	3,707.00	25.86
5252 - Advertising	2,000.00	2,000.00	429.55	557.35	1,442.65	27.87
5262 - Town Report	5,000.00	5,000.00	0.00	0.00	5,000.00	0.00
5272 - Annual Audit	8,500.00	8,500.00	0.00	0.00	8,500.00	0.00
5292 - Dues/Mbrship	6,000.00	6,000.00	90.00	210.00	5,790.00	3.50
5302 - Prof Servcs	20,000.00	20,000.00	235.00	5,563.32	14,436.68	27.82
5312 - Insurance	50,000.00	50,000.00	0.00	14,688.20	35,311.80	29.38
5332 - Election Exp	3,000.00	3,000.00	0.00	1,567.48	1,432.52	52.25
5342 - Regisr -Vote	500.00	500.00	0.00	250.00	250.00	50.00
5372 - Trng/Wkshops	2,500.00	2,500.00	55.00	693.57	1,806.43	27.74
5382 - Pub Communic	2,000.00	2,000.00	588.00	1,595.00	405.00	79.75
5413 - Off Eqp Res	2,000.00	2,000.00	0.00	0.00	2,000.00	0.00
5433 - Sick Lv Res	8,000.00	8,000.00	0.00	3,171.05	4,828.95	39.64
02 - Sel Bd/Assrs	74,784.00	74,784.00	2,640.65	20,116.37	54,667.63	26.90
5020 - Emp Benefits	5,502.00	5,502.00	191.81	2,854.34	2,647.66	51.88
5030 - Bd Secretary	4,500.00	4,500.00	0.00	1,831.25	2,668.75	40.69
5222 - SW License	7,694.00	7,694.00	828.28	1,632.44	6,061.56	21.22
5501 - SelBd/Assess	9,360.00	9,360.00	780.00	4,680.00	4,680.00	50.00
5502 - Sel Bd Exp	300.00	300.00	0.00	0.00	300.00	0.00
5511 - Assess Clerk	10,928.00	10,928.00	840.56	5,457.52	5,470.48	49.94
5522 - Assess Agent	13,500.00	13,500.00	0.00	0.00	13,500.00	0.00
5532 - Prop Maps	3,000.00	3,000.00	0.00	2,500.00	500.00	83.33
5562 - Abatemnt Exp	10,000.00	10,000.00	0.00	1,160.82	8,839.18	11.61
5563 - Reval Resrv	10,000.00	10,000.00	0.00	0.00	10,000.00	0.00
03 - Planning	107,429.00	107,429.00	6,326.56	45,350.38	62,078.62	42.21
5020 - Emp Benefits	26,003.00	26,003.00	1,834.65	13,137.04	12,865.96	50.52
5030 - Bd Secretary	5,000.00	5,000.00	0.00	1,737.50	3,262.50	34.75
5060 - Mileage	3,000.00	3,000.00	319.37	1,202.34	1,797.66	40.08
5080 - Supplies	300.00	300.00	0.00	0.00	300.00	0.00

Expense Summary Report

All Departments – December

Account	Budget Original	Budget Net	Curr Mnth Net	YTD Net	Unexpended Balance	Percent Spent
03 - Planning CONT'D						
5372 - Trng/Wkshops	1,000.00	1,000.00	10.00	685.00	315.00	68.50
5701 - CEO/LPI	42,848.00	42,848.00	3,296.00	21,400.00	21,448.00	49.94
5711 - Plan Bd Memb	3,500.00	3,500.00	0.00	1,580.00	1,920.00	45.14
5721 - Bd Appeals	1,000.00	1,000.00	0.00	0.00	1,000.00	0.00
5731 - Planning Sec	10,928.00	10,928.00	840.56	5,457.52	5,470.48	49.94
5782 - Plan Brd Exp	250.00	250.00	0.00	0.00	250.00	0.00
5792 - Bd Appl Exp	250.00	250.00	0.00	0.00	250.00	0.00
5802 - Conserv Comm	13,350.00	13,350.00	25.98	150.98	13,199.02	1.13
04 - Fire Dept						
5020 - Emp Benefits	457,802.00	457,802.00	9,378.58	158,829.64	298,972.36	34.69
5050 - Equip Maint	6,000.00	6,000.00	238.53	1,771.52	4,228.48	29.53
5055 - Veh. Maint	10,000.00	10,000.00	530.74	3,789.95	6,210.05	37.90
5070 - Prop Maint.	15,000.00	15,000.00	50.00	460.80	14,539.20	3.07
5080 - Supplies	14,000.00	14,000.00	0.00	9,376.84	4,623.16	66.98
5090 - Utilities	3,000.00	3,000.00	47.58	1,164.43	1,835.57	38.81
5292 - Dues/Mbrship	10,000.00	10,000.00	1,019.22	3,456.17	6,543.83	34.56
6101 - FD Officers	1,750.00	1,750.00	0.00	95.00	1,655.00	5.43
6102 - FD Training	24,600.00	24,600.00	1,520.00	9,310.00	15,290.00	37.85
6111 - FD F-Fightrs	10,000.00	10,000.00	0.00	260.07	9,739.93	2.60
6112 - FD Gas/Oil	30,000.00	30,000.00	1,336.00	10,419.50	19,580.50	34.73
6122 - FD/EMD Staff	2,500.00	2,500.00	156.82	156.82	2,343.18	6.27
6142 - FD Dispatch	16,000.00	16,000.00	262.50	2,070.00	13,930.00	12.94
6212 - FD Med Serv	78,868.00	78,868.00	0.00	76,637.00	2,231.00	97.17
6223 - FD Eqp Purch	750.00	750.00	0.00	140.30	609.70	18.71
6233 - FD Pers Eqp	35,000.00	35,000.00	0.00	0.00	35,000.00	0.00
6253 - FD AcqRes	20,000.00	20,000.00	0.00	1,317.10	18,682.90	6.59
6276 - TH FD Back S	125,000.00	125,000.00	0.00	0.00	125,000.00	0.00
6277 - Rescue Tool	15,000.00	15,000.00	0.00	0.00	15,000.00	0.00
6278 - Fuel Tank	30,000.00	30,000.00	4,078.00	27,373.00	2,627.00	91.24
6283 - FD WtrHle Rs	6,334.00	6,334.00	139.19	7,031.14	-697.14	111.01
	4,000.00	4,000.00	0.00	4,000.00	0.00	100.00
05 - Animal Ctrl						
5020 - Emp Benefits	9,409.00	9,409.00	322.95	3,761.48	5,647.52	39.98
5060 - Mileage	329.00	329.00	22.95	147.78	181.22	44.92
5080 - Supplies	600.00	600.00	0.00	0.00	600.00	0.00
5372 - Trng/Wkshops	100.00	100.00	0.00	0.00	100.00	0.00
6401 - ACO Wages	500.00	500.00	0.00	0.00	500.00	0.00
6412 - ACO-KennFees	3,750.00	3,750.00	300.00	1,800.00	1,950.00	48.00
6422 - ACO-VetExp	3,630.00	3,630.00	0.00	1,813.70	1,816.30	49.96
	500.00	500.00	0.00	0.00	500.00	0.00
06 - Rds/Prop Mgt						
5020 - Emp Benefits	634,711.00	634,711.00	48,926.21	374,053.66	260,657.34	58.93
5050 - Equip Maint	16,541.00	16,541.00	422.37	7,705.68	8,835.32	46.59
5055 - Veh. Maint	1,000.00	1,000.00	0.00	398.94	601.06	39.89
	1,000.00	1,000.00	0.00	92.35	907.65	9.24

Expense Summary Report

All Departments – December

Account	Budget Original	Budget Net	Curr Mnth Net	YTD Net	Unexpended Balance	Percent Spent
06 - Rds/Prop Mgt CONT'D						
5070 - Prop Maint.	1,000.00	1,000.00	0.00	591.37	408.63	59.14
5080 - Supplies	1,000.00	1,000.00	0.00	206.76	793.24	20.68
5090 - Utilities	650.00	650.00	112.19	189.85	460.15	29.21
5162 - MtcePers	36,420.00	36,420.00	3,633.47	25,114.18	11,305.82	68.96
7000 - StreetLights	16,500.00	16,500.00	1,656.49	8,556.21	7,943.79	51.86
7102 - Contr Servcs	115,000.00	115,000.00	7,690.00	76,654.50	38,345.50	66.66
7112 - Roadside Mow	2,000.00	2,000.00	0.00	1,620.63	379.37	81.03
7132 - Resurfacing	200,000.00	200,000.00	0.00	145,089.89	54,910.11	72.54
7142 - Signs/Paint	2,000.00	2,000.00	0.00	509.63	1,490.37	25.48
7143 - Safety Petit	15,000.00	15,000.00	0.00	8,802.00	6,198.00	58.68
7150 - CemMowing	15,000.00	15,000.00	0.00	6,296.88	8,703.12	41.98
7151 - CemMaint	2,500.00	2,500.00	0.00	0.00	2,500.00	0.00
7155 - CemSexton	3,600.00	3,600.00	200.00	1,200.00	2,400.00	33.33
7202 - WinRds-Contr	148,500.00	148,500.00	30,504.00	61,008.00	87,492.00	41.08
7212 - Salt & Sand	50,000.00	50,000.00	4,530.62	28,600.80	21,399.20	57.20
7223 - S/S Maint	2,000.00	2,000.00	0.00	0.00	2,000.00	0.00
7253 - EquipPurch	2,500.00	2,500.00	0.00	100.00	2,400.00	4.00
8162 - Fuel-Equip	2,500.00	2,500.00	177.07	1,315.99	1,184.01	52.64
07 - Solid Waste						
5020 - Emp Benefits	75,245.00	75,245.00	1,702.45	34,196.96	41,048.04	45.45
5050 - Equip Maint	10,000.00	10,000.00	0.00	4,443.06	5,556.94	44.43
5070 - Prop Maint.	10,000.00	10,000.00	737.89	6,186.21	3,813.79	61.86
5080 - Supplies	2,500.00	2,500.00	1,257.02	1,737.83	762.17	69.51
5090 - Utilities	6,000.00	6,000.00	87.70	1,176.17	4,823.83	19.60
6278 - Fuel Tank	3,167.00	3,167.00	69.82	3,516.83	-349.83	111.05
8111 - T/S Attend.	140,321.00	140,321.00	10,446.49	72,893.01	67,427.99	51.95
8112 - S/W Eq Lease	1,500.00	1,500.00	125.00	750.00	750.00	50.00
8122 - S/W Tip Fees	125,000.00	125,000.00	10,161.98	56,710.17	68,289.83	45.37
8132 - S/W Transpt	85,000.00	85,000.00	5,943.75	44,800.00	40,200.00	52.71
8142 - S/W UnwWaste	1,500.00	1,500.00	0.00	0.00	1,500.00	0.00
8162 - Fuel-Equip	4,000.00	4,000.00	252.53	1,952.50	2,047.50	48.81
8172 - S/W Training	2,000.00	2,000.00	0.00	60.00	1,940.00	3.00
8182 - S/W Recyclin	3,000.00	3,000.00	0.00	65.00	2,935.00	2.17
8192 - S/W Compost.	2,500.00	2,500.00	0.00	828.50	1,671.50	33.14
8202 - S/W Licensin	1,000.00	1,000.00	0.00	291.00	709.00	29.10
8212 - S/W Spec Wst	1,000.00	1,000.00	99.37	1,248.90	-248.90	124.89
8242 - S/W Septage	2,300.00	2,300.00	0.00	0.00	2,300.00	0.00
8252 - S/W Brush-Wd	20,000.00	20,000.00	0.00	0.00	20,000.00	0.00
8253 - S/W Eq Purch	1,000.00	1,000.00	0.00	0.00	1,000.00	0.00
8263 - S/W Eqp Resr	30,000.00	30,000.00	0.00	11,500.00	18,500.00	38.33
08 - General Asst						
9102 - General Asst	2,500.00	2,500.00	0.00	610.00	1,890.00	24.40

Expense Summary Report
All Departments – December

Account	Budget Original	Budget Net	Curr Mnth Net	YTD Net	Unexpended Balance	Percent Spent
09 - Soc/Comm Svc CONT'D						
09 - Soc/Comm Svc	270,210.00	270,210.00	0.00	274,988.80	-4,778.80	101.77
9202 - Social Servc	27,705.00	27,705.00	0.00	27,705.00	0.00	100.00
9332 - Vets Graves	4,230.00	4,230.00	0.00	4,230.00	0.00	100.00
9342 - Cemeteries	5,275.00	5,275.00	0.00	5,275.00	0.00	100.00
9352 - Library	50,000.00	50,000.00	0.00	50,000.00	0.00	100.00
9353 - MPLH Barn	10,000.00	10,000.00	0.00	10,000.00	0.00	100.00
9354 - Generator	70,000.00	70,000.00	0.00	74,778.80	-4,778.80	106.83
9362 - Shellfish Mgt	3,000.00	3,000.00	0.00	3,000.00	0.00	100.00
9372 - Ambulance	100,000.00	100,000.00	0.00	100,000.00	0.00	100.00
10 - Recreation						
10 - Recreation	99,623.00	99,623.00	4,591.02	44,819.73	54,803.27	44.99
5020 - Emp Benefits	20,588.00	20,588.00	615.04	10,130.58	10,457.42	49.21
5060 - Mileage	600.00	600.00	19.08	136.27	463.73	22.71
5070 - Prop Maint.	1,000.00	1,000.00	0.00	0.00	1,000.00	0.00
5090 - Utilities	5,000.00	5,000.00	42.91	1,858.58	3,141.42	37.17
9401 - Rec Director	49,125.00	49,125.00	3,778.84	24,534.94	24,590.06	49.94
9402 - Rec Chd Rec	8,210.00	8,210.00	30.00	3,689.89	4,520.11	44.94
9407 - Comm Rec	4,800.00	4,800.00	0.00	885.88	3,914.12	18.46
9412 - Rec Sen. Pgm	4,500.00	4,500.00	105.15	2,589.87	1,910.13	57.55
9472 - Rec BIFld Mn	5,800.00	5,800.00	0.00	993.72	4,806.28	17.13
11 - Harbors						
11 - Harbors	227,247.00	261,480.51	6,239.76	145,312.96	116,167.55	55.57
5020 - Emp Benefits	21,781.00	21,781.00	1,708.89	10,353.68	11,427.32	47.54
5030 - Bd Secretary	350.00	350.00	468.75	468.75	-118.75	133.93
5040 - Debt Payment	94,000.00	94,000.00	0.00	94,000.00	0.00	100.00
5060 - Mileage	4,500.00	4,500.00	276.32	1,915.15	2,584.85	42.56
5070 - Prop Maint.	1,000.00	1,000.00	0.00	0.00	1,000.00	0.00
5090 - Utilities	250.00	250.00	0.00	76.51	173.49	30.60
9501 - Hbr Master	49,216.00	49,216.00	3,785.80	24,580.13	24,635.87	49.94
9511 - H/M Deputies	800.00	800.00	0.00	400.00	400.00	50.00
9522 - Hbr Flt-Lndg	12,000.00	12,000.00	0.00	1,900.57	10,099.43	15.84
9532 - Hbr Chan Mnt	4,000.00	4,000.00	0.00	1,000.00	3,000.00	25.00
9542 - H/M Expense	350.00	350.00	0.00	50.63	299.37	14.47
9592 - Municip Boat	2,000.00	2,000.00	0.00	384.99	1,615.01	19.25
9613 - Hbrs R&F Res	2,500.00	2,500.00	0.00	0.00	2,500.00	0.00
9623 - Equip Purch.	500.00	500.00	0.00	34.05	465.95	6.81
9633 - Mun Boat Res	2,000.00	2,000.00	0.00	0.00	2,000.00	0.00
9643 - Plnng 10 CSR	5,000.00	5,991.80	0.00	5,991.80	0.00	100.00
9653 - Reno 10 CSR	5,000.00	7,461.54	0.00	0.00	7,461.54	0.00
9663 - Pub Landg Re	2,000.00	2,000.00	0.00	0.00	2,000.00	0.00
9683 - D&P 10 CSR	20,000.00	50,780.17	0.00	4,156.70	46,623.47	8.19
12 - Unclassified						
12 - Unclassified	6,029,492.00	6,029,492.00	413,596.53	3,377,464.40	2,652,027.60	56.02
9802 - Contingency	25,000.00	25,000.00	0.00	0.00	25,000.00	0.00
9813 - IslInstFello	4,000.00	4,000.00	0.00	0.00	4,000.00	0.00

Expense Summary Report

All Departments – December

Account	Budget Original	Budget Net	Curr Mnth Net	YTD Net	Unexpended Balance	Percent Spent
12 - Unclassified CONT'D						
9815 - FuelFill	0.00	0.00	503.86	5,355.90	-5,355.90	----
9820 - EnergyEffRes	10,000.00	10,000.00	0.00	0.00	10,000.00	0.00
9822 - Fireworks	10,141.00	10,141.00	0.00	10,141.00	0.00	100.00
9852 - 38 Main Exp	8,000.00	8,000.00	0.00	0.00	8,000.00	0.00
9853 - 38 Main Rsv	5,000.00	5,000.00	0.00	0.00	5,000.00	0.00
9882 - Family Hlth	20,000.00	20,000.00	0.00	3,599.95	16,400.05	18.00
9902 - County Tax	879,812.00	879,812.00	0.00	879,811.53	0.47	100.00
9912 - School Pymt	4,957,112.00	4,957,112.00	413,092.67	2,478,556.02	2,478,555.98	50.00
9922 - Overlay	110,427.00	110,427.00	0.00	0.00	110,427.00	0.00
Final Totals	9,026,352.00	9,060,585.51	550,303.91	4,932,485.42	4,128,100.09	54.44

Revenue Summary Report
All Departments – December to December

Account	Budget Net	Curr Mnth Net	YTD Net	Percent Collected
01 - Town Office	888,924.00	54,510.82	8,316,374.15	935.56
4000 - State Revenue Sharing	53,000.00	4,390.15	30,903.55	58.31
4400 - Motor Vehicle Excise Tax Rev	650,000.00	44,332.04	336,696.81	51.80
4410 - Motor Vehicle Agent Fees	6,000.00	347.00	2,831.00	47.18
4500 - Clerk Fees	0.00	249.75	2,079.40	----
4510 - Interest & Costs	25,000.00	1,860.46	13,364.57	53.46
4520 - Interest from Investments	25,000.00	3,246.42	18,674.66	74.70
4530 - Photocopies	0.00	5.00	61.60	----
4540 - Public Hearing Fees	0.00	0.00	500.00	----
4550 - Tree Growth Reimbursement	0.00	0.00	5,462.83	----
4570 - State Reimbursements - Ot	0.00	0.00	2,369.75	----
4571 - State Reimbursement - Hom	120,324.00	0.00	98,064.00	81.50
4740 - Rental Income from 38 Main St	9,600.00	0.00	5,600.00	58.33
4750 - Miscellaneous Income	0.00	80.00	10,517.27	----
4760 - Property Tax Revenue	0.00	0.00	7,789,248.71	----
03 - Planning Department	32,000.00	735.50	16,563.16	51.76
4300 - Building Permit Fees	20,000.00	488.00	13,278.16	66.39
4310 - Plumbing Permit Fees	10,000.00	247.50	2,985.00	29.85
4320 - Subdivision Application Fees	1,000.00	0.00	0.00	0.00
4330 - Site Plan Review Appl Fees	1,000.00	0.00	300.00	30.00
05 - Animal Control	1,500.00	106.00	318.00	21.20
4100 - Animal Control Income	1,500.00	106.00	318.00	21.20
06 - Roads & Property Management	31,364.00	0.00	32,136.00	102.46
4440 - MDOT Local Road Assistance	31,364.00	0.00	31,576.00	100.68
4450 - Cemetery - Lot Sales	0.00	0.00	560.00	----
07 - Solid Waste	45,000.00	972.00	25,255.09	56.12
4591 - Solid Waste Income - Bins, etc	150.00	10.00	40.00	26.67
4592 - Solid Waste Income - Disp Fees	24,000.00	887.00	14,376.69	59.90
4593 - Solid Waste Income - Sale Recy	17,500.00	0.00	9,690.40	55.37
4594 - Solid Waste Income - 2nd Hand	1,350.00	75.00	750.00	55.56
4595 - Solid Waste Income - Compost	2,000.00	0.00	358.00	17.90
4596 - Solid Waste Income - Wood Chip	0.00	0.00	40.00	----
08 - General Assistance	1,000.00	0.00	0.00	0.00
4560 - General Assistance Reimbu	1,000.00	0.00	0.00	0.00
10 - Recreation	11,000.00	95.00	4,305.95	39.15
4600 - Recreation Income	9,000.00	0.00	3,536.00	39.29
4610 - Recreation Income - Seniors	2,000.00	95.00	769.95	38.50
11 - Harbors	57,500.00	2,098.00	13,874.30	24.13
4200 - Boat Excise Tax Revenue	25,000.00	1,493.00	8,549.30	34.20
4210 - Mooring Permit Fees	32,500.00	605.00	2,075.00	6.38
4220 - 10 Cold Storage Rental	0.00	0.00	3,250.00	----
12 - Unclassified	0.00	1,149.00	2,752.28	----
4750 - Reimbursement Fuel Purchases	0.00	1,149.00	2,752.28	----
16 - 10 Cold Storage Rd Renovations	0.00	3,051.45	9,418.05	----
4520 - Interest from Investments	0.00	3,051.45	9,418.05	----
Final Totals	1,068,288.00	62,717.77	8,420,996.98	788.27

TOWN OF ST. GEORGE

	2018	2017	2016	2015	2014
Total Commitment	\$7,789,248.71	\$7,513,554.03	\$7,235,695.74	\$7,071,144.54	\$6,893,974.40
	100.0%	100.0%	100.0%	100.0%	100.0%
Balance on 7/31	\$7,600,974.76	\$7,497,190.75	\$7,219,002.85	\$7,014,090.07	\$6,867,000.06
	97.6%	99.8%	99.8%	99.2%	99.6%
Balance on 8/31	\$6,447,588.39	\$6,501,169.78	\$6,203,312.56	\$6,141,277.77	\$6,116,512.48
	82.8%	86.5%	85.7%	86.8%	88.7%
Balance on 9/30	\$3,588,306.97	\$3,496,961.97	\$3,269,291.62	\$3,322,671.82	\$3,250,566.41
	46.1%	46.5%	45.2%	47.0%	47.2%
Balance on 10/31	\$3,176,657.78	\$3,089,705.41	\$3,000,299.22	\$2,965,973.54	\$2,923,504.33
	40.8%	41.1%	41.5%	41.9%	42.4%
Balance on 11/30	\$3,128,609.35	\$3,046,436.90	\$2,956,410.65	\$2,888,928.07	\$2,858,164.51
	40.2%	40.5%	40.9%	40.9%	41.5%
Balance on 12/31	\$3,069,755.56	\$2,730,642.35	\$2,868,529.36	\$2,799,186.78	\$2,801,101.74
	39.4%	36.3%	39.6%	39.6%	40.6%
Balance on 1/31		\$2,581,283.40	\$2,795,564.04	\$2,740,491.84	\$2,754,951.36
	0.0%	34.4%	38.6%	38.8%	40.0%
Balance on 2/28		\$2,470,328.12	\$2,640,154.88	\$2,604,445.02	\$2,619,179.84
	0.0%	32.9%	36.5%	36.8%	38.0%
Balance on 3/31		\$639,667.84	\$596,019.58	\$626,046.34	\$623,090.42
	0.0%	8.5%	8.2%	8.9%	9.0%
Balance on 4/30		\$290,137.60	\$235,669.74	\$264,769.66	\$318,109.29
	0.0%	3.9%	3.3%	3.7%	4.6%

TOWN OF ST GEORGE RESERVE ACCOUNTS

12/31/2018

<u>PURPOSE</u>	Reserve Control Money Mkt Acct	Encumbrances	Budget Additions/ Adjustments	BALANCE
Sick Leave Reserve	\$5,927.15			\$5,927.15
Revaluation Reserve	\$62,304.02			\$62,304.02
Fire Dept. Vehicle	\$257,410.36			\$257,410.36
Fire Dept. Training Bldg	\$175.54			\$175.54
Office Equipment	\$11,944.86			\$11,944.86
Ramps & Floats	\$27,064.29			\$27,064.29
Municipal Boat Reserve	\$42,600.24			\$42,600.24
Public Land Acq.	\$45,572.22			\$45,572.22
Sewerage Correction	\$33,781.83			\$33,781.83
Solid Waste Equip.	\$50,678.60			\$50,678.60
Insurance Reserve	\$2,069.64			\$2,069.64
Public Landing	\$24,480.81			\$24,480.81
Water Hole Reserve	\$9,945.73			\$9,945.73
Harbor Planning	\$2,030.91			\$2,030.91
Energy Efficiency Reserve	\$20,186.94			\$20,186.94
	\$596,173.14	\$0.00	\$0.00	\$596,173.14
12/31/18 The First	\$596,173.14			\$0.00

**TOWN OF ST. GEORGE
QUARTERLY TRUST FUND REPORT**

	31-Dec-2018	30-Jun-2018
	Value	Value
<i>Cemetery Perpetual Care</i>	\$77,241.40	\$80,458.94
<i>Gertrude Andree Trust Fund</i>	\$103,696.10	\$110,103.36
<i>Trussell Worthy Poor Trust Fund</i>	\$29,533.62	\$31,665.70
<i>Alice Trussell School Fund</i>	\$46,870.84	\$47,899.50
<i>Grant Scholarship Trust</i>	\$17,560.76	\$17,876.84
<i>Wilson Scholarship Trust</i>	\$110,022.53	\$122,475.93
<i>Colson Scholarship Trust</i>	\$110,653.77	\$65,464.70
<i>Lipson Tennis Court Fund</i>	\$29,746.30	\$30,580.79
<i>Fishermen's Memorial Fund</i>	\$22,259.81	\$20,944.87
<i>LG Grace Scholarship</i>	\$132,105.65	\$139,381.02
<i>Seaside Cemetery Perpetual Care</i>	\$8,096.41	\$7,931.05
	\$687,787.19	\$674,782.70

**TOWN OF ST. GEORGE, MAINE
FINANCIAL STATEMENTS AND SUPPLEMENTAL SCHEDULES
FOR THE YEAR ENDED JUNE 30, 2018**

TABLE OF CONTENTS

	Exhibit	Page
Independent Auditor’s Report		1 - 2
Management Discussion & Analysis		3 - 4
<i>Basic Financial Statements</i>		
<i>Government-Wide Financial Statements</i>		
Statement of Net Position	A	5
Statement of Activities	B	6
<i>Fund Financial Statements</i>		
Balance Sheet – Governmental Funds	C	7 - 8
Combined Statement of Revenues, Expenditures And Changes in Fund Balances – Governmental Funds	D	9 - 10
Notes to the Financial Statements		11 – 26
<i>Required Supplementary Information</i>		
	Schedule	
Statement of Revenues and Expenditures – Budget and Actual (with Budget to GAAP Differences) – General Fund	1	27
<i>Other Supplementary Information</i>		
Schedule of Departmental Operations	2	28
Schedule of Valuation and Assessment	3	29
Schedule of Activity in Other Governmental Funds	4	30
Schedule of Activity in Reserve Funds	5	31
Schedule of Expenditures of Federal Awards		32

Foster & Company, LLC

Certified Public Accountants

78 Main Street, P.O. Box C
Bucksport, Maine 04416
(207) 469-7364
Facsimile (207) 469-7365
fostercpas@aol.com

Independent Auditor's Report

To the Selectmen
Town of St. George, Maine

We have audited the accompanying financial statements of the governmental activities, each major fund, and the aggregate remaining fund information of the Town of St. George, Maine as of and for the year ended June 30, 2018, and the related notes to the financial statements, as listed in the table of contents.

Management's Responsibility for the Financial Statements

Management is responsible for the preparation and fair presentation of these financial statements in accordance with accounting principles generally accepted in the United States of America; this includes the design, implementation, and maintenance of internal control relevant to the preparation and fair presentation of financial statements that are free from material misstatement, whether due to fraud or error.

Auditor's Responsibility

Our responsibility is to express an opinion on these financial statements based on our audit. We conducted our audit in accordance with auditing standards generally accepted in the United States of America. Those standards require that we plan and perform the audit to obtain reasonable assurance about whether the financial statements are free from material misstatement.

An audit involves performing procedures to obtain audit evidence about the amounts and disclosures in the financial statements. The procedures selected depend on the auditor's judgment, including the assessment of the risks of material misstatement of the financial statements, whether due to fraud or error. In making those risk assessments, the auditor considers internal control relevant to the entity's preparation and fair presentation of the financial statements in order to design audit procedures that are appropriate in the circumstances, but not for the purpose of expressing an opinion on the effectiveness of the entity's internal control. Accordingly, we express no such opinion. An audit also includes evaluating the appropriateness of accounting policies used and the reasonableness of significant accounting estimates made by management, as well as evaluating the overall presentation of the financial statements.

We believe that the audit evidence we have obtained is sufficient and appropriate to provide a basis for our audit opinion.

Opinion

In our opinion, the financial statements referred to above present fairly, in all material respects, the respective financial position of the governmental activities, each major fund, and the aggregate remaining fund information of the Town of St. George, Maine as of June 30, 2018, and the respective changes in financial position and where applicable, cash flows, thereof for the year then ended in accordance with accounting principles generally accepted in the United States of America.

Other Matters

Required Supplementary Information

Accounting principles generally accepted in the United States of America require that the management's discussion and analysis and budgetary comparison information on pages 3 - 4 and 27 be presented to supplement the basic financial statements. Such information, although not a part of the basic financial statements, is required by the Governmental Accounting Standards Board, who considers it to be an essential part of financial reporting for placing the basic financial statements in an appropriate operational, economic, or historical context. We have applied certain limited procedures to the required supplementary information in accordance with auditing standards generally accepted in the United States of America, which consisted of inquiries of management about the methods of preparing the information and comparing the information for consistency with management's responses to our inquiries, the basic financial statements, and other knowledge we obtained during our audit of the basic financial statements. We do not express an opinion or provide any assurance on the information because the limited procedures do not provide us with sufficient evidence to express an opinion or provide any assurance.

Management has omitted the Schedule of Funding Progress for the Retiree Healthcare Plan, the Schedule of Changes in the Town's Net Pension Liability and Related Ratios, the Schedule of the Town's Proportionate Share of the Net Pension Liability, and the Schedule of the Town's contributions that accounting principles generally accepted in the United States of America require to be presented to supplement the basic financial statements. Such missing information, although not a part of the basic financial statements, is required by the Government Accounting Standards Board, who considers it an essential part of financial reporting for placing the basic financial statements in an appropriate operational, economic, or historical context. Our opinion on the basic financial statements is not affected by this missing information.

Other Information

Our audit was conducted for the purpose of forming an opinion on the basic financial statements taken as a whole. The other supplemental schedules and Schedule of Expenditures of Federal Awards as listed in the table of contents on pages 28 - 32 are presented for the purpose of additional analysis and are not a required part of the basic financial statements of the Town of St. George, Maine. The information has been subjected to the auditing procedures applied in the audit of the basic financial statements and, in our opinion, is fairly stated in all material aspects in relation to the basic financial statements taken as a whole.

Foster + Company LLC

Certified Public Accountants
January 23, 2019

TOWN OF ST. GEORGE, MAINE
MANAGEMENT DISCUSSION AND ANALYSIS
FOR THE YEAR ENDED JUNE 30, 2018

The Town of St George, Maine's discussion and analysis is designed to assist the reader in focusing on specific financial issues, provide an overview of the Town's financial activity, identify changes in the Town financial position, identify any material deviations from the financial plan and identify individual fund issues or concerns.

This management's discussion and analysis covers the financial activities for the fiscal year ended June 30, 2018.

FINANCIAL HIGHLIGHTS

The total appropriations for town operations for 2017-18 were approximately \$2.896 million, a 2% increase from the 2016-17 appropriations of \$2.800 million. This \$96,000 increase was due in part to the added responsibility of Seaside Cemetery, paving of the Town Office parking lot and Salt & Sand Shed area.

In the fiscal year 2017-18, the unassigned fund balance increased by \$103,468 to \$1,451,207. The general Rule of Thumb suggests that the fund balance be somewhere between one to two months of cash flow requirements. The 2018-19 total expenditures, which include school and county assessments, were \$8,875,923. The average monthly cash needs would be about \$739,660. Therefore, we are near the top of the guidelines.

USING THIS ANNUAL REPORT

The annual report consists of a series of financial statements. The Statement of Net Position and the Statement of Activities provide information about the activities of the Town as a whole and present a longer-term view of the Town's finances. Fund financial statements follow. For governmental activities, these statements tell how these services were financed in the short term, as well as, what remains for future spending. Fund financial statements also report the Town's operations in more detail by providing information about activities for which the Town acts as a trustee or agent for the benefit of those outside of the government.

REPORTING THE TOWN AS A WHOLE

The Statement of Net Position and the Statement of Net Activities report information about the Town, as a whole, and about its activities in a way that helps explain whether the year's operations have had a positive or negative impact on the Town's financial condition. These statements include assets and liabilities using the modified accrual basis of accounting, which means the Town takes into account all revenue and expenses when they occur, rather than when cash is received or paid.

The two statements mentioned above report the Town's net assets and changes in them. The net assets are one way of measuring the Town's financial health. Over time, changes in the net assets can indicate whether the Town's financial health is improving or deteriorating. Other factors are also taken into consideration. Another indicator of the Town's financial health is the Standard & Poor's bond rating which was given as A- when general obligation bonds were issued by the Town in 2002 to fund the fire station and transfer station construction projects. In November 2013 that rating had increased to A++.

In the Statement of Net Position and the Statement of Activities, the Town's activities are classified solely as governmental activities. Most of the Town's basic services are reported here, including protection, public works, and general administration. Property taxes and State-shared revenue finances most of these activities.

**TOWN OF ST. GEORGE, MAINE
MANAGEMENT DISCUSSION AND ANALYSIS
FOR THE YEAR ENDED JUNE 30, 2018**

REPORTING THE TOWN'S MOST SIGNIFICANT FUNDS

The fund financial statements provide detailed information about the most significant funds. Some funds are required to be established by law. However, the Town established funds to help it control and manage money for particular purposes, or to show that it is meeting legal responsibilities for using certain taxes, grants and other money.

- *Governmental funds* – The majority of the Town's basic services are reported in governmental funds, which focus on how money flows into and out of those funds and the balances left at year end. These funds are reported using an accounting method called modified accrual accounting, which measure cash and all other financial assets that can readily be converted to cash. The governmental fund statements provide a detailed short term view of the Town's general government operations and the basic services it provides. Governmental fund information helps you determine whether there are more or fewer financial resources that can be spent in the near future to finance Town programs.

THE TOWN AS TRUSTEE

The Town is the trustee, or fiduciary, for other assets that because of an arrangement can be used only for a specific purpose outlined in the arrangement. The Town acts as trustee for cemetery funds, the Andree Fund, the Trussell Worthy Poor Fund, the Trussell School Fund, the Lillius Gilchrest Grace Scholarship Fund in Memory of Tim Watts, Grant, Wilson and Colson Scholarship Funds, the Fishermen's Memorial Fund, the Lipson Tennis Fund and the Seaside Cemetery Perpetual Care Fund. The Town is responsible for ensuring that the assets reported in these funds are used for their intended purposes.

CONTACTING THE TOWN'S FINANCIAL MANAGEMENT

This financial report is designed to provide our citizens, taxpayers, customers, investors and creditors with a general overview of the Town's finances and to show the Town's accountability for the money it receives. If you have any questions about this report, or need additional information, please contact the Town Manager at Town of St. George, P. O. Box 131, Tenants Harbor, Maine 04860.

TOWN OF ST. GEORGE, MAINE
STATEMENT OF NET POSITION
JUNE 30, 2018

Exhibit A

	<u>Governmental Activities</u>
ASSETS	
Current Assets:	
Cash and cash equivalents - Note 3	\$ 3,159,582
Accounts and Grants Receivable	48,816
Prepaid Expenses	13,391
Inventory	1,302
Unpaid Property Taxes - All Years - Net	183,873
Investments - Note 3	685,632
Total Current Assets	<u>4,092,596</u>
Noncurrent Assets:	
Capital Assets - Note 5:	
Land & Other Assets	2,407,177
Depreciable Assets, net of accumulated depreciation	13,458,164
Total Noncurrent Assets	<u>15,865,341</u>
TOTAL ASSETS	<u><u>\$ 19,957,937</u></u>
DEFERRED OUTFLOWS OF RESOURCES	
Related to pensions - Note 9	<u><u>\$ 106,413</u></u>
LIABILITIES	
Current Liabilities:	
Accounts Payable	\$ 114,151
Accrued Liabilities	348,310
Property Taxes Received in Advance	166,852
Current Portion of Long-Term Debt - Note 6	125,373
Total Current Liabilities	<u>754,686</u>
Noncurrent Liabilities:	
Bonds Payable - Note 6	471,000
Capital Lease Payable - Note 6	48,439
Net Pension Liability - Note 9	55,080
Accrued Compensated Absences	94,623
Total Noncurrent Liabilities	<u>669,142</u>
TOTAL LIABILITIES	<u><u>\$ 1,423,828</u></u>
DEFERRED INFLOWS OF RESOURCES	
Related to pensions - Note 9	<u><u>\$ 28,064</u></u>
NET POSITION	
Net Investment in Capital Assets	\$ 15,125,906
Restricted for:	
Special Revenues	31,774
Expendable for Trust Fund Designated Uses - Schedule 4	274,462
Nonspendable Trust Funds - Schedule 4	369,162
Education	638,755
Unrestricted	<u>2,172,399</u>
TOTAL NET POSITION - EXHIBIT B	<u><u>\$ 18,612,458</u></u>

TOWN OF ST. GEORGE, MAINE
STATEMENT OF ACTIVITIES
FOR THE YEAR ENDED JUNE 30, 2018

Exhibit B

<u>Functions/Programs</u>	<u>Expenses</u>	<u>Program Revenues</u>		<u>Governmental Activities</u>	Net (Expense) Revenue and Changes in Net Position
		<u>Charges for Services</u>	<u>Operating Grants and Contributions</u>		
General Government	\$ 770,950	\$ 27,195	\$ -	\$ 743,755	
Public Safety	313,983	934	-	313,049	
Public Works	769,788	-	31,364	738,424	
Health and Welfare	675,283	52,494	1,672	621,117	
Education	5,467,195	59,597	552,217	4,855,381	
Recreation and Culture	302,741	53,623	-	249,118	
On behalf payments - State of Maine	133,673	-	133,673	-	
Unclassified	840,067	-	-	840,067	
Total Governmental Activities	<u>\$ 9,273,680</u>	<u>\$ 193,843</u>	<u>\$ 718,926</u>	<u>8,360,911</u>	
<u>General Revenues:</u>					
Property Taxes - Schedule 3				7,511,435	
Excise Taxes				630,235	
Intergovernmental				159,997	
Investment Income				69,397	
Other Income				69,052	
Total General Revenues				<u>8,440,116</u>	
Change in Net Position - Exhibit D				79,205	
Net Position - Beginning of Year				<u>18,533,253</u>	
Net Position - Ending - Exhibit A				<u>\$ 18,612,458</u>	

TOWN OF ST. GEORGE, MAINE
BALANCE SHEET
GOVERNMENTAL FUNDS
JUNE 30, 2018

Exhibit C

ASSETS	GENERAL	CAPITAL RESERVES	OTHER GOVERNMENTAL FUNDS	TOTAL GOVERNMENTAL FUNDS
Cash and cash equivalents - Note 3	\$ 2,565,003	\$ 594,569	\$ 10	\$ 3,159,582
Accounts Receivable	27,863	-	20,953	48,816
Prepaid Expenses	13,391	-	-	13,391
Inventory	-	-	1,302	1,302
Unpaid Property Taxes - All Years - Net	183,873	-	-	183,873
Investments - Note 3	-	-	685,632	685,632
Interfund Receivable	88,134	-	28,515	116,649
TOTAL ASSETS	<u>\$ 2,878,264</u>	<u>\$ 594,569</u>	<u>\$ 736,412</u>	<u>\$ 4,209,245</u>
LIABILITIES AND FUND BALANCES				
<i>Liabilities:</i>				
Accounts Payable	\$ 112,784	\$ -	\$ 1,367	\$ 114,151
Accrued Liabilities	348,310	-	-	348,310
Property Taxes Received in Advance	166,852	-	-	166,852
Deferred Property Tax Revenue	130,201	-	-	130,201
Interfund Payable	28,515	37,805	50,329	116,649
Total Liabilities	<u>786,662</u>	<u>37,805</u>	<u>51,696</u>	<u>876,163</u>
<i>Fund Balances:</i>				
Nonspendable:				
Trust Funds - Schedule 4	-	-	369,162	369,162
Restricted for:				
Trust Funds - Schedule 4	-	-	274,462	274,462
Special Revenue Funds	-	-	31,774	31,774
Education	606,168	-	9,318	615,486
Committed for:				
Subsequent Year's Expenditures - Schedule 5	-	556,764	-	556,764
Assigned for:				
Subsequent Year's Expenditures - Note 7	34,234	-	-	34,234
Unassigned	1,451,200	-	-	1,451,200
Total Fund Balances - Exhibit D	<u>2,091,602</u>	<u>556,764</u>	<u>684,716</u>	<u>3,333,082</u>
TOTAL LIABILITIES AND FUND BALANCES	<u>\$ 2,878,264</u>	<u>\$ 594,569</u>	<u>\$ 736,412</u>	<u>\$ 4,209,245</u>

**TOWN OF ST. GEORGE, MAINE
RECONCILIATION OF THE GOVERNMENTAL FUNDS BALANCE SHEET
TO THE STATEMENT OF NET POSITION
JUNE 30, 2018**

Exhibit C
Continued

Total Fund Balances		\$ 3,333,082
Amounts reported for governmental activities in the Statement of Net Position are different because:		
Capital assets used in governmental activities are not financial resources and therefore are not reported in the funds, net of accumulated depreciation		15,865,341
Deferred outflows of resources related to pensions are not financial resources and therefore not reported in the funds		106,413
Some liabilities shown below, are not due and payable in the current period and therefore are not reported in the fund financial statements:		
Bonds & leases payable	\$ (644,812)	
Net pension liability	(55,080)	
Compensated absences	<u>\$ (94,623)</u>	
		(794,515)
Deferred inflows of resources related to pensions are not financial resources and therefore are not reported in the funds		(28,064)
Taxes & Liens Receivable not available and are deferred in the fund financial statements		<u>130,201</u>
Net Position - Governmental Activities - Exhibit A		<u><u>\$ 18,612,458</u></u>

TOWN OF ST. GEORGE, MAINE
COMBINED STATEMENT OF REVENUES, EXPENDITURES
AND CHANGES IN FUND BALANCES
GOVERNMENTAL FUNDS
FOR THE YEAR ENDED JUNE 30, 2018

Exhibit D

	GENERAL	CAPITAL RESERVES	OTHER GOVERNMENTAL FUNDS	TOTAL GOVERNMENTAL FUNDS
REVENUES				
Property Taxes - Schedule 2	\$ 7,500,196	\$ -	\$ -	7,500,196
Excise Taxes	630,235	-	-	630,235
Interest and Penalties	22,705	-	-	22,705
Licenses, Permits Fees	77,831	-	-	77,831
Intergovernmental	193,033	-	-	193,033
Investment Income	31,341	6,139	31,917	69,397
Charges for Services	85,222	-	2,400	87,622
Educational Revenues	320,957	-	290,857	611,814
On behalf payments - State of Maine	133,673	-	-	133,673
Other	14,682	-	458	15,140
Total Revenues	<u>9,009,875</u>	<u>6,139</u>	<u>325,632</u>	<u>9,341,646</u>
EXPENDITURES				
General Government	743,491	7,229	-	750,720
Public Safety	239,868	6,345	-	246,213
Public Works	580,612	-	-	580,612
Health and Welfare	586,716	47,953	14,930	649,599
Education	4,928,650	-	344,687	5,273,337
Recreation and Culture	296,020	-	-	296,020
On behalf payments - State of Maine	133,673	-	-	133,673
Unclassified	840,067	-	-	840,067
Total Expenditures	<u>8,349,097</u>	<u>61,527</u>	<u>359,617</u>	<u>8,770,241</u>
Excess (Deficiency) of Revenues over Expenditures	<u>660,778</u>	<u>(55,388)</u>	<u>(33,985)</u>	<u>571,405</u>
OTHER FINANCING SOURCES (USES)				
Transfers in (out)	(242,000)	207,000	35,000	-
Total Other Financing Sources (Uses)	<u>(242,000)</u>	<u>207,000</u>	<u>35,000</u>	<u>-</u>
Net Change in Fund Balances	418,778	151,612	1,015	571,405
FUND BALANCES - Beginning	<u>1,672,824</u>	<u>405,152</u>	<u>683,701</u>	<u>2,761,677</u>
FUND BALANCES - Ending - Exhibit C	<u>\$ 2,091,602</u>	<u>\$ 556,764</u>	<u>\$ 684,716</u>	<u>\$ 3,333,082</u>

**TOWN OF ST. GEORGE, MAINE
RECONCILIATION OF THE STATEMENT OF REVENUES, EXPENDITURES
AND CHANGES IN FUND BALANCE OF GOVERNMENTAL FUNDS
TO THE STATEMENT OF ACTIVITIES
FOR THE YEAR ENDED JUNE 30, 2018**

Exhibit D
Continued

Net Change in Fund Balances - Governmental Funds		\$ 571,405
<p>Amounts reported for governmental activities in the Statement of Activities are different because:</p>		
<p>Governmental funds report capital asset additions as expenditures. However, in the Statement of Activities, the cost of those assets is allocated over their estimated useful lives as depreciation expenses. This is the amount by which depreciation expense and gain (loss) on disposal of assets exceeded capital additions in the current period:</p>		
Capital assets additions	\$ 19,032	
Depreciation expense	<u>\$ (638,614)</u>	(619,582)
Deferred outflows of resources are a consumption of net position by the government that are applicable to a future reporting period and therefore are not reported in the funds		(23,266)
Repayment of debt principal is an expenditure in the governmental funds but the repayment reduces long-term liabilities in the Statements of Net Position		123,920
<p>Some revenues/expenses reported in the Statement of Activities do not provide current financial resources (uses) and therefore are not reported as revenues/expenditures in governmental funds:</p>		
Deferred property taxes	\$ 11,239	
Net pension liability	32,087	
Compensated absences	<u>\$ (2,343)</u>	40,983
Deferred inflows of resources are an acquisition of net position by the government that are applicable to a future reporting period and therefore are not reported in the funds		<u>(14,255)</u>
Change in Net Position - Governmental Activities - Exhibit B		<u><u>\$ 79,205</u></u>

TOWN OF ST. GEORGE, MAINE
NOTES TO THE FINANCIAL STATEMENTS
JUNE 30, 2018

NOTE 1 - SUMMARY OF SIGNIFICANT ACCOUNTING POLICIES

The accounting policies of the Town conform to generally accepted accounting principles (GAAP) as applicable to governmental units. The Governmental Accounting Standards Board (GASB) is the accepted standard-setting body for establishing governmental accounting and financial reporting principles. The more significant of the government's accounting policies are described below.

A. Financial Reporting Entity

The Town operates under a Town Meeting/Board of Selectman/Town Manager form of government and provides the following services: public safety, highways and streets, sanitation, health and social services, culture-recreation, education, public improvements, planning and zoning and general administrative services.

In evaluating how to define the reporting entity for financial reporting purposes, management has considered all potential component units for which the primary government is financially accountable. Financial accountability is defined as appointment of a voting majority of the component unit's board, and either a) the ability to impose will by the primary government, or b) the possibility that the component unit will provide a financial benefit to or impose a financial burden on the primary government. Application of this criterion and determination of type of presentation involves considering whether the activity benefits the government and/or its citizens, or whether the activity is conducted within the geographic boundaries of the government and is generally available to its citizens.

It is the Town's judgment, based on all pertinent facts derived from the analysis of these criteria, that there are no entities that would be considered potential component units within the Town of St. George, Maine that should be included as part of these financial statements

Government-wide Financial Statements

The reporting model includes financial statements prepared using full accrual accounting for all of the government's activities. This approach includes not just current assets and liabilities (such as cash and accounts payable) but also capital assets and long-term liabilities (such as buildings and infrastructure, including bridges and roads, and general obligation debt). Accrual accounting also reports all of the revenues and cost of providing services each year, not just those received or paid in the current year or soon thereafter.

Statement of Net Position

The Statement of Net Position is designed to display the financial position of the primary government (government and business-type activities). Governments report all capital assets, including infrastructure, in the government-wide Statement of Net Position and report depreciation expense – the cost of “using up” capital assets – in the Statement of Activities. The net position of a government will be broken down into three categories – 1) invested in capital assets, net of related debt; 2) restricted; and 3) unrestricted.

Statement of Program Activities

The government-wide statement of activities reports expenses and revenues in a format that focuses on the cost of each of the government's functions. The expense of individual functions is compared to the revenues generated directly by the function (for example, through user charges or intergovernmental grants).

Budgetary Comparison Schedules

Demonstrating compliance with the adopted budget is an important component of a government's accountability to the public. Many citizens participate in the process of establishing the annual operating budgets of state and local governments, and have a keen interest in following the actual financial progress of their governments over the course of the year. The Town and many other governments may revise their original budgets over the course of the year for a variety of reasons. Under GASB No. 34, governments continue to provide budgetary comparison information in their annual reports. GASB Statement No. 34 requires that the Town add the original budget to the current comparison of the final budget and actual results.

TOWN OF ST. GEORGE, MAINE
NOTES TO THE FINANCIAL STATEMENTS
JUNE 30, 2018

B. Fund Accounting

The accounts of the government are organized and operated on the basis of funds and account groups. A fund is an independent fiscal and accounting entity with a self-balancing set of accounts. Fund accounting segregates funds according to their intended purpose and is used to aid management in demonstrating compliance with finance-related legal and contractual provisions. The minimum number of funds is maintained consistent with legal and managerial requirements.

Funds are classified into the following categories: governmental, proprietary and fiduciary.

Governmental funds are used to account for all or most of the Town's general activities, including the collection and disbursement of earmarked monies (special revenue funds) and the servicing of general long-term debt (debt service fund). The General Fund is used to account for all activities of the general government not accounted in some other fund.

Proprietary funds are established to account for activities for which a fee is charged to external or internal users for good and services. Their reporting focuses on the determination of operating income and changes in net assets.

Fiduciary funds are used to account for assets held in a trustee or agency capacity for others and therefore cannot be used to support the Town's own programs. The principal portion of this fund must remain intact, but the earnings may be used to achieve the objectives of the fund.

C. Government-wide and Fund Financial Statements

The statement of net position and statement of activities display information about the reporting government as a whole. They include all funds of the reporting entity except for fiduciary funds. The statements distinguish between governmental and business-type activities. Governmental activities generally are financed through taxes, intergovernmental revenues and other non-exchange revenues. Business-type activities are financed in whole or in part by fees charged external parties for goods or services.

The statement of activities demonstrates the degree to which the direct expenses of a given function, segment, or program are offset by program revenues. Direct expenses are those that are clearly identifiable with a specific function or segment. Program revenues include 1) charges to customers or applicants who purchase, use or directly from goods, services, or privileges provided by a given function or segment and 2) grants and standard revenues that are restricted to meeting the operational or capital requirements of a particular function or segment. Taxes and other items not properly included among program revenues are reported instead as general revenues.

Separate financial statements are provided for governmental funds and fiduciary funds, if applicable, even though the latter are excluded from the government-wide financial statements. Major individual governmental funds are reported as separate columns in the fund financial statements.

The Town reports the following major governmental funds:

- The general fund is the Town's primary operating fund. It accounts for all financial resources of the general government, except those required to be accounted for in another fund.
- The capital projects fund is used to account for financial resources to be used for the acquisition or construction of major capital facilities or obligations (other than those financed by proprietary funds, special assessment funds and trust funds).
- Other governmental funds include funds owned by the Town but restricted for various purposes as permanent trust funds and special revenue funds of the school.

TOWN OF ST. GEORGE, MAINE
NOTES TO THE FINANCIAL STATEMENTS
JUNE 30, 2018

D. Basis of Accounting, Measurement Focus, and Financial Statement Presentation

The government-wide financial statements are reported using the economic resources measurement focus and the accrual basis of accounting. Revenues and additions are recorded when earned and expenses and deductions are recorded when a liability is incurred. Grants and similar items are recognized as revenue as soon as all eligibility requirements imposed by the provider have been met.

The governmental fund financial statements are reported using the current financial resources measurement focus and the modified accrual basis of accounting. Revenues are recognized as soon as they are both measurable and available. Revenues are considered to be available when they are collectible within the current period or soon enough thereafter to pay liabilities of the current period. The Town considers revenues to be available if they are collected within 60 days of the end of the current fiscal period. Expenditures generally are recorded when the fund liability is incurred. However, debt service expenditures are recorded only when payment is due.

Charges for services and interest associated with the current fiscal period are all considered to be susceptible to accrual and are recognized as revenues of the current fiscal period. All other revenue items are considered to be measurable and available only when cash is received by the Town.

E. Assets, Liabilities and Equity

1. Deposits and Investments

The Town's cash and cash equivalents are considered to be cash on hand, demand deposits and short-term investments with original maturities of three months or less from the date of acquisition.

State statutes authorize the Town to invest in accounts or deposits of financial institutions provided the institutions are insured by Federal depository insurance or credit union insurance, U.S. Government obligations and in money market mutual funds, provided that the fund is limited to investing obligations of the U.S. Government.

2. Receivables and Payables

Revenues and expenses, for the most part are recorded when earned or expended, except that amounts which are susceptible to accrual. Transactions between funds that result in outstanding balances are reported as due to/from other funds.

Certain grants received from other governments require that eligible expenditures be made in order to earn the grant. Revenue for these grants is recorded for the period in which eligible expenditures are made.

3. Inventories

The cost of supplies are recognized as an expense when paid. The Town of St. George, Maine does not keep inventory records for supplies. Lunch inventories are priced at cost except for USDA (United States Department of Agriculture) commodities, which are received free. USDA commodities are priced in accordance with values provided by the USDA. The FIFO (First-In, First-Out) inventory flow is assumed.

TOWN OF ST. GEORGE, MAINE
NOTES TO THE FINANCIAL STATEMENTS
JUNE 30, 2018

E. Assets, Liabilities and Equity (continued)

4. Interfund Receivables and Payables

During the course of operations, numerous transactions occur between individual funds that may result in amounts owed between funds. Interfund receivables and payables between funds within governmental activities are eliminated in the government-wide financial statements.

5. Capital Assets

Capital assets, consisting of land, buildings, equipment and infrastructure are reported in the applicable governmental activities columns in the government-wide financial statements. Capital assets are defined by the Town as assets with an initial, individual cost of more than \$5,000 and an estimated useful life in excess of one year. Such assets are recorded at historical cost or estimated historical cost if purchased or constructed. Donated capital assets are recorded at estimated fair market value at the date of donation. Infrastructure assets (eg. roads, bridges and similar items are being reported prospectively beginning in fiscal year 2004 in accordance with GASB 34.)

The costs of normal maintenance and repairs that do not add to the value of the asset or materially extend asset lives are not capitalized. Major outlays for capital assets and improvements are capitalized as projects are constructed. Property, plant, and equipment is depreciated using the straight line method over the following estimated useful lives:

<u>Assets</u>	<u>Years</u>
Buildings	40
Land Improvements	15
Infrastructure	40
Equipment	10 to 25

6. Compensated Absences

The Town provides vacation and sick leave to its employees in varying amounts. All vacation time is required to be taken in a timely fashion or is forfeited.

For the School Department under the terms of certain bargaining agreements (and assumed by the Unit upon inception) employees who qualify are permitted to compensation equal to 30 days of unused sick time upon retirement. The liability, which as of June 30, 2018, amounts to \$92,280 is recorded on the Town's records as long-term debt in the government-wide financial statements. In the fund financial statements, amounts are recorded and budgeted when payment is made.

7. Deferred Inflows and Outflows of Resources

In addition to assets, the Statement of Net Position will sometimes report a separate section for deferred outflows of resources. This separate financial statement element, deferred outflows of resources, represents a consumption of net position that applies to a future period(s) and so will not be recognized as an outflow of resources (expense) until that time. The deferred outflows related to the net pension liability, which include the School Department's contributions subsequent to the measurement date, which is recognized as a reduction of the net pension liability in the subsequent year. They also include changes in assumptions, differences between expected and actual experience, and changes in proportion and differences between the School Department's contributions and proportionate share of contributions, which are deferred and amortized over the expected remaining service lives of active and inactive members of the plan.

TOWN OF ST. GEORGE, MAINE
NOTES TO THE FINANCIAL STATEMENTS
JUNE 30, 2018

E: Assets, Liabilities and Equity (continued)

7. Deferred Inflows and Outflows of Resources (continued)

In addition to liabilities, the Statement of Net Position will sometimes report a separate section for deferred inflows of resources. This separate financial statement element, deferred inflows of resources, represents and acquisition of fund balance that applies to a future period(s) and so will not be recognized as an inflow of resources (revenue) until that time. Deferred inflows include amounts related to the net pension liability, which include the difference between expected and actual experience, and changes in the proportion and differences between the School Department's contributions and proportionate share of contributions. The deferred inflows related to pensions are deferred and amortized over the average expected remaining service lives of active and inactive members of the plan. They also include the net difference between the projected and actual investment earnings on pension plan investments, which is deferred and amortized over a five-year period.

8. Pensions

For purposes of measuring the net pension liability, deferred outflows of resources and deferred inflows of resources related to pensions, and pension expense, information about the fiduciary net position of the Maine Public Employees Retirement System (Maine PERS) State Employee and Teacher Plan (SET Plan) has been determined on the same basis as is reported by the Plans. For this purpose, benefit payments are recognized when due and payable in accordance with the benefit terms.

9. Long-term Obligations

In the government-wide financial statements, long-term debt and other long-term obligations are reported as liabilities in the applicable governmental activities financial statements. In the fund financial statements, governmental fund types recognize the face amount of debt issued as other financing sources.

10. Fund Balances

In accordance with Government Standards Board 54, Fund Balance Reporting and Governmental Fund Type Definitions, the Town of St. George, Maine classifies governmental fund balances as follows:

Non-spendable – includes fund balance amounts that cannot be spent either because it is not in spendable form or because of legal or contractual constraints.

Restricted – includes fund balance amounts that are constrained for specific purposes which are externally imposed by providers, such as creditors or amounts constrained due to constitutional provisions or enabling legislation.

Committed – includes fund balance amounts that are constrained for specific purposes that are internally imposed by the Town through formal action of the highest level of decision making authority and does not lapse at year-end. Fund balance may be committed by Town meeting action.

Assigned – includes fund balance amounts that are intended to be used for specific purposes that are neither considered restricted or committed. Fund balance may be assigned by the manager and elected selectmen of the Town.

Unassigned – includes positive fund balances with the General fund which has not been classified within the above mentioned categories and negative fund balance in other governmental funds.

TOWN OF ST. GEORGE, MAINE
NOTES TO THE FINANCIAL STATEMENTS
JUNE 30, 2018

E. Assets, Liabilities and Equity (continued)

10. Fund Balances (continued)

The Town has no formal revenue spending policy for programs with multiple revenue sources. For purposes of fund balance classification, expenditures are to be spent from restricted fund balance first, followed in order by committed fund balance, assigned fund balance and lastly unassigned fund balance.

11. Net Position

Net Position represents the difference between assets, deferred outflows of resources, and liabilities and deferred inflows of resources. Net investment in capital assets consists of capital assets, net of accumulated depreciation, reduced by the outstanding balances of bonds and capital leases payable and adding back any unspent proceeds. Net position is reported as restricted when there are limitations imposed on their use either through enabling legislations adopted by the Town or through external restrictions imposed by creditors, grantors or laws or regulations of other governments.

12. New Governmental Accounting Standards

During the year ended June 30, 2018, the Town of St. George, Maine implemented GASB Statement Number 75, *Accounting and Financial Reporting for Postemployment Benefits Other than Pensions*. This Statement was issued by the GASB in June 2015 and became effective as of fiscal year-end June 30, 2018. This Statement requires employers participating in other post-employment benefits (OPEB) plans to record their OPEB liability within their annual financial statements as well as required note disclosures (see NOTE 11).

13. Recent Accounting Pronouncements

In January 2017, the Governmental Accounting Standards Board (GASB) issued GASB Statement No. 84, *Fiduciary Activities*. This statement improves financial reporting by (1) establishing specific criteria for identifying activities that should be reported as fiduciary activities and (2) clarifying whether and how business-type activities should report their fiduciary activities. Greater consistency and comparability enhances the value provided by the information reported in financial statements for assessing government accountability and stewardship. This statement is effective for periods beginning after December 15, 2018. The effect of this Statement on the Town's financial statements is not known at this time.

NOTE 2 - STEWARDSHIP, COMPLIANCE AND ACCOUNTABILITY

A. Budgetary Information

Annual budgets are adopted on a basis consistent with generally accepted accounting principles for the Town's governmental funds. The budget is adopted by the townspeople during the month of May at a town meeting. All annual appropriations lapse at fiscal year-end to the extent that they have not been designated or reserved for future year's expenditures.

Encumbrances are not liabilities and, therefore, are not recorded as expenditures until receipt of material or service. For budgetary purposes, appropriations lapse at fiscal year end unless designated as carry forwards by the town Council.

TOWN OF ST. GEORGE, MAINE
NOTES TO THE FINANCIAL STATEMENTS
JUNE 30, 2018

B. Budget/GAAP Reconciliation

The Statement of Revenues, Expenditures, and Changes in Fund Balance-Budget and Actual (Schedule 1) reconciles financial data on a budgetary basis for the government's general fund to the data shown on the Combined Statement of Revenues, Expenditures and Changes in Fund Balance (Exhibit D).

C. Use of Estimates

The preparation of financial statements in conformity with accounting principles generally accepted in the United States requires management to make estimates and assumptions that affect certain reported amounts and disclosures. Accordingly, actual results could differ from those estimates.

NOTE 3 – DEPOSITS AND INVESTMENTS

A. Deposits

Custodial credit risk - In the case of deposits, this is the risk that in the event of a bank failure, the Town's deposits may not be returned to it. At June 30, 2018, the Town had bank balances of \$3,159,182 of which \$500,597 was covered by FDIC insurance. The remaining balance of \$2,658,585 was collateralized by securities held by the pledging bank in the Town's name.

B. Investments

The Town's investment policy authorizes it to invest its municipal revenues in obligations of the U.S. Treasury and U.S. agencies, insured or fully collateralized savings or certificates of deposits of banks, repurchase agreements collateralized by U.S Treasury securities and money market mutual funds whose portfolios consist of U.S Government securities. The Town's trust fund investment policy also allows corporate bonds, convertible corporate debentures, common and preferred stocks, money market mutual funds, and mutual funds.

The Town categorizes its fair value measurements within the fair value hierarchy established by generally accepted accounting principles. The three levels of the fair value hierarchy are as follows:

- Level 1: Quoted prices (unadjusted) in active markets for identical assets or liabilities.
- Level 2: Inputs (other than quoted prices included within Level 1) that are observable for the asset or liability – either directly or indirectly.
- Level 3: Unobservable inputs – market data are not available and are developed using the best information available about the assumptions that market participants would use when pricing an asset or liability.

The asset's or liability's fair value measurement level within the fair value hierarchy is based on the lowest level of any input that is significant to the fair value measurement.

TOWN OF ST. GEORGE, MAINE
NOTES TO THE FINANCIAL STATEMENTS
JUNE 30, 2018

NOTE 3 – DEPOSITS AND INVESTMENTS

B. Investments (continued)

The Town has the following fair value measurements as of June 30, 2018:

	Fair Value Measurement			
	<u>Total</u>	<u>Level 1</u>	<u>Level 2</u>	<u>Level 3</u>
Fixed Income Securities:				
Mutual Bond Funds	37,941	37,941	-	-
Equity Securities:				
Mutual funds	78,217	78,217	-	-
Total Investments by Fair Value Level	\$ 116,158	\$ 116,158	-	-
Investments not subject to measurement	569,474			
Total Investments	\$ 685,632			

Equity securities and mutual funds classified in Level 1 of the fair value hierarchy are valued using prices quoted in active markets for those securities. Fixed income securities classified in Level 2 of the fair value hierarchy are valued using inputs other than quoted prices that are observable. Fixed income securities classified in Level 3 of the fair value hierarchy are the Town’s proportional investments held in an investment pool.

Custodial credit risk- For an investment, the custodial credit risk is the risk that in the event of the failure of the counterparty, the Town will not be able to recover the value if its investments or collateral securities that are in the possession of an outside party. As of June 30, 2018, the Town investments were not exposed to custodial risk.

The Town does not have a formal policy regarding credit risk. Maine statutes authorize the Town to invest its municipal revenues in obligations of the U.S. Treasury and U.S. agencies, repurchase agreements and certain corporate stocks and bonds.

NOTE 4 – PROPERTY TAX

The Town’s property tax was levied July 24, 2017 on the assessed value listed as of the prior April 1 for all real and personal property located in the Town. The assessed value for the list as of April 1, 2017 upon which the current levy was based was \$863,532,700.

Taxes are billed annually and are due one half on September 30th and one half on March 31th with interest being charged on taxes unpaid after that date. Tax liens placed on real property within twelve months following the tax commitment date if taxes are delinquent. The Town has the authority to foreclose on property eighteen months after the filing of the lien if tax liens and associated costs remained unpaid.

The Town is permitted by the laws of the State of Maine to levy taxes up to 105% of its net budgeted expenditures for the related fiscal period. The amount raised in excess of 100% is referred to as overlay and amounted to \$32,092 or 0.4% of the property tax levy for the year ended June 30, 2018.

TOWN OF ST. GEORGE, MAINE
NOTES TO THE FINANCIAL STATEMENTS
JUNE 30, 2018

Property taxes levied are recorded at the time the levy is made. The receivables collected during the year, in the first sixty (60) days subsequent to the fiscal year, are recognized as revenues. The remaining receivables estimated to be collectible subsequent to the sixty (60) day period are recorded as deferred revenues.

NOTE 5 – CAPITAL ASSETS

Capital asset activity for the year ended June 30, 2018 was as follows:

	Beginning Balance	Increases	Decreases	Ending Balance
Capital assets not being depreciated				
Land	\$2,407,177	\$ -	\$ -	\$2,407,177
Other Capital Assets				
Land Improvements	1,353,625	-	-	1,353,625
Buildings/Improvements	1,679,435	-	-	1,679,435
Buildings – School	4,800,000	-	-	4,800,000
Equipment and Vehicles - School	422,178	34,380	(21,925)	434,633
Equipment and Vehicles - Town	1,665,607	-	-	1,665,607
Infrastructure	12,185,664	-	-	12,185,664
Total capital assets being depreciated	22,106,509	34,380	(21,925)	22,118,964
Less accumulated depreciation	(8,028,763)	638,614	6,578	(8,660,799)
Net	14,077,746	(604,234)	(15,347)	13,458,165
Total Governmental Capital Assets, net	\$16,484,923	\$(604,234)	\$(15,347)	\$15,865,342

Depreciation expense was charged to functions/programs of the primary government as follows:

<u>Governmental Activities</u>		
General Government		\$20,230
Public Safety		67,770
Public Works		313,031
Education		205,178
Recreation and Culture		6,721
Health and Welfare		25,684
Total Depreciation Expense – Governmental Activities		<u>\$638,614</u>

NOTE 6 – LONG-TERM DEBT

The following is a summary of long - term debt transactions of the Town for the period ended in June 30, 2018:

	General	School	Total
Debt payable, June 30, 2017	628,000	140,670	768,670
New debt issued	-	-	-
Debt retired	78,500	45,358	123,858
Debt payable, June 30, 2018	<u>549,500</u>	<u>95,312</u>	<u>644,812</u>

**TOWN OF ST. GEORGE, MAINE
NOTES TO THE FINANCIAL STATEMENTS
JUNE 30, 2018**

General:

As of June 30, 2018 long - term debt was comprised of the following:

Issued	Original Amount	Purpose/Terms	Interest Rate	Balance Outstanding 06/30/18	Current Portion
2016	785,000	Gen. Obligation Bond, Annual payments due July 1 st .	2.81%	\$549,500	\$78,500

The annual requirements to amortize all permanent debt outstanding as of June 30, 2018 is as follows:

	Principal	Interest	Total
2019	\$ 78,500	\$ 15,441	\$ 93,941
2020	78,500	13,235	91,735
2021	78,500	11,029	89,529
2022	78,500	8,823	87,323
2023	78,500	6,618	85,118
thereafter	157,000	6,617	163,617
	<u>\$ 549,500</u>	<u>\$ 61,763</u>	<u>\$ 611,263</u>

School:

Issued	Original Amount	Purpose/Terms	Interest Rate	Balance Outstanding 06/30/18	Current Portion
2016	49,206	Chevrolet Express School Bus Lease #ME1928-01 annual installments of \$10,544	3.39%	\$ 20,062	\$ 9,864
2016	81,095	2016 Thomas 310TS School Bus Lease #ME1928-02 annual installments of \$17,378	3.39%	33,064	16,257
2016	84,377	2017 Freightliner B2 Thomas Bus Lease #ME1928-03 annual installments of \$22,136	3.28%	42,186	20,752
				<u>\$ 95,312</u>	<u>\$ 46,873</u>

	Principal	Interest	Total
2019	\$ 46,873	\$ 3,185	\$ 50,058
2020	48,439	1,619	50,058
	<u>\$ 95,312</u>	<u>\$ 4,804</u>	<u>\$ 100,116</u>

The Town is subject to the laws of the State of Maine, which limit the amount of long - term debt to a percentage (depending on how funds will be used) of its last full state valuation. As of June 30, 2018, the Town was well within these limitations.

TOWN OF ST. GEORGE, MAINE
NOTES TO THE FINANCIAL STATEMENTS
JUNE 30, 2018

NOTE 7 – GENERAL FUND BALANCES CARRIED

Historically, the Town carries certain departmental unexpended balances to the following year for expenditure. This is usually in lieu of additional appropriations in any particular account.

The following funds were unexpended as of June 30, 2018 and were carried into the following year:

<u>Account Name</u>	<u>Amount</u>
<u>Expenditure Accounts</u>	
10 Cold Storage Road	<u>\$34,234</u>
<u>Total Committed General Fund Balances</u>	<u>\$34,234</u>

NOTE 8 – RISK MANAGEMENT

The Town is exposed to various risks of loss related to torts; theft of, damage to, and destruction of assets, errors and omissions; and natural disasters for which the Town either carries commercial insurance, or participates in a public entity risk pool. Currently, the Town participates in a public risk pool for its workers compensation insurance sponsored by the Maine Municipal Association. Based on the coverage provided by the pool, as well as coverage provided by commercial insurance purchased, the Town is not aware of any material actual or potential claim liabilities, which should be recorded at June 30, 2018. There were no significant reductions in insurance coverage from that of the prior year. Settled claims have not exceeded insurance coverage for any of the past three fiscal years. The amount of unpaid claims was \$0 at June 30, 2018.

NOTE 9 – RETIREMENT PLAN

Town:

The Town offers its employees a deferred compensation plan created in accordance with Internal Revenue Code Section 457.

The deferred compensation plan is available to all employees of the Town. Under the plan, employees may elect to defer a portion of their salary and avoid paying taxes on the deferred portion until the withdrawal date. The deferred compensation amount is not available for withdrawal by employees until termination, retirement, death or unforeseeable emergency. The Town's computed contribution to this plan for the year ended June 30, 2018 was \$68,004. Assets of the plan are placed in trust for the exclusive benefit of participants and their beneficiaries. Accordingly, the assets and the liability for the compensation deferred by plan participants, including earnings on plan assets, are not included in the Town's financial statements.

The Town has no liability for losses under the plan; however, as part of its fiduciary role, the Town has an obligation of due care in selecting the third party administrator.

Additionally, the Town participates in the Social Security Retirement Program.

School:

Teaching-certified employees of the School are provided with pensions through the Maine Public Employee's Retirement System State Employee and Teacher Plan (SET Plan), a cost sharing multiple-employer defined benefit pension plan, administered by the Maine Public employees Retirement System (MPERS). All other employees of the School are covered by Social Security.

TOWN OF ST. GEORGE, MAINE
NOTES TO THE FINANCIAL STATEMENTS
JUNE 30, 2018

NOTE 9 – RETIREMENT PLAN (continued)

Maine Public Employees Retirement System

Description of the Plan - The School Department contributes to the Maine Public Employees Retirement System State Employee and Teacher Plan (SET Plan), a cost sharing multiple-employer defined benefit pension plan, administered by the Maine Public Employee Retirement System (MPERS). The State is a non-employer contributing entity in which that the State pays the initial unfunded actuarial liability (IUAL) on behalf of teachers, while the School Department contributes the normal cost, calculated actuarially, for their teacher members.

MPERS provides retirement and disability benefits, annual cost-of-living adjustments, and death benefits to plan members and beneficiaries. The authority to establish and amend benefit provisions rests with the Maine State legislature. MPERS issues a publicly available financial report that includes financial statements and required supplementary information for the Teacher Plan. The report may be obtained by contacting Maine PERS at 46 State House Station, Augusta, ME 04333-0046, or (800) 451-9800, and is also available at their website: www.mainebers.org.

Benefits Provided – The SET Plans provide defined retirement benefits based on members’ average final compensation and service credit year earned as of retirement. Vesting (i.e. eligibility for benefit upon reaching qualification) occurs upon the earning of five years of service credit. In some cases, vesting occurs on the earning of one year of service credit immediately preceding retirement at or after normal retirement age. For SET members, normal retirement age is 60, 62, or 65. The normal retirement age is determined by whether a member has met certain creditable service requirements on specific dates, as required by statute. The monthly benefit of members who retire before normal retirement age by virtue of having at least 25 years of service credit is reduced by a statutorily prescribed factor for each year of age that a member is below his/her normal retirement age at retirement. MPERS also provides disability and death benefits, which are established by statute.

Member and Employer Contributions – Employee contribution rates are defined by law or Board rule and depend on the terms of the plan under which an employee is covered. Employer contributions are determined by actuarial valuations. The contractually required contribution rates are actuarially determined as an amount that, when combined with employee contributions, is expected to finance the costs of benefits earned by employees during the year, with an additional amount to finance any unfunded accrued liability.

SET Plan - Teachers and other qualified employees are required to contribute 7.65% of their compensation to the Teacher Plan. The School Department’s contractually required contribution rate for the year ended June 30, 2018 was 15.05% of annual payroll of which 3.97% of payroll was required from the School Department and 11.08% was required from the State. Grant funded positions require an employer contribution of 11.68% of grant funded compensation. Contributions to the pension plan from the School Department were \$65,978 for the year ended June 30, 2018.

Pension Expense and Revenue

For the year ended June 30, 2018, the Town recognized pension expense of \$70,593 related to the SET plan, made up of the Town’s proportionate share of plan pension expense of \$5,706, and net amortization of deferred amounts from changes in proportion and differences between employer contributions and proportionate share of contributions \$64,887 and recognized revenue of \$127,927 for support provided by the State of Maine.

TOWN OF ST. GEORGE, MAINE
NOTES TO THE FINANCIAL STATEMENTS
JUNE 30, 2018

Pension Liabilities and Deferred Outflows and Deferred Inflows of Resources Related to Pensions

The net pension liabilities were measured as of June 30, 2017, and the total pension liabilities used to calculate the net pension liabilities were determined by actuarial valuations as of that date. The School Department's proportionate of the net pension liabilities for the SET plan were based on projections of the School Department's long-term share of contributions to the pension plans relative to all of participating School District Administrative Units and the State (SET Plan), actuarially determined.

SET Plan – The State of Maine participates in the State Employee and Teacher Plan as a non-employer contributing entity in that the state pays the unfunded liability associated with the teachers. The School Department, as employer, pays the normal cost contributions as determined by the actuary.

At June 30, 2018, the School Department reported a liability for its proportionate share of the net pension liability that reflected a reduction for State pension support provided to the School Department. The amount recognized by the School Department as its proportionate share of the net pension liability, the related State support, and the total portion of the net pension liability that was associated with the School Department were as follows:

School Department's proportionate share of the net pension liability	\$55,080
State's proportionate share of the net pension liability associated with the School Department	<u>1,694,983</u>
	<u>\$1,750,063</u>

At June 30, 2018, the School Department's proportion of the SET plan was .003792%.

At June 30, 2018, the School Department reported deferred outflows of resources and deferred inflows of resources related to pensions as follows:

	<u>Deferred Outflows of Resources</u>	<u>Deferred Inflows of Resources</u>
Difference between expected and actual experience	\$ 2,317	\$ -
Changes of assumptions	-	861
Difference between projected and actual earnings on pension plan investments	15,367	16,176
Changes in proportion and differences between School Department contributions and proportionate share of Contributions	22,751	11,027
Contributions subsequent to the measurement date	65,978	-
Total	<u>\$106,413</u>	<u>\$28,064</u>

Projected Deferred Outflows/(Inflows) to be recognized in Pension Expense for the Fiscal Year Ended June 30:

2019	\$16,554
2020	(1,603)
2021	368
2022	<u>(2,949)</u>
	<u>\$12,370</u>

Discount Rate – The discount rate used to measure the total pension liability was 6.875% for the SET Plan.

**TOWN OF ST. GEORGE, MAINE
NOTES TO THE FINANCIAL STATEMENTS
JUNE 30, 2018**

NOTE 9 – RETIREMENT PLAN (Continued)

The projection of cash flows used to determine the discount rate assumed that plan member contributions will be made at the current contribution rate and that employer and non-employer entity contributions will be made at contractually required rates, actuarially determined. Based on these assumptions, the pension plan’s fiduciary net position was projected to be available to make all projected future benefit payments to current plan members. Therefore, the long-term expected rate of return on pension plan investments was applied to all periods of projected benefit payments to determine the total pension liability.

The following table shows how the net pension liability as of June 30, 2018 would change if the discount rate used was one percentage point lower or one percentage point higher than the current rate.

SET Plan	<u>1% Decrease (5.875%)</u>	Current Discount Rate (6.875%)	<u>1% Increase (7.875%)</u>
School Department’s proportionate share of the net pension liability	96,649	55,080	20,759

Actuarial Assumptions – The total pension liability in the June 30, 2017 actuarial valuation was determined using the following actuarial assumptions, applied to all periods included in the measurement:

	<u>SET Plan</u>
Inflation	2.75%
Salary increases, per year	2.75% to 14.5%
Investment return, per annum, compounded annually	6.875%
Cost of living benefit increases, per annum	2.20%

Mortality rates were based on the RP2014 Total Dataset Healthy Annuitant Mortality Table for the period ending June 30, 2017.

The long term expected rate of return on pension plan investments was determined using a building-block method in which best-estimate ranges of expected future real rates of return (expected returns, net of pension plan investment expense and inflation) are developed for each major asset class.

TOWN OF ST. GEORGE, MAINE
NOTES TO THE FINANCIAL STATEMENTS
JUNE 30, 2018

NOTE 9 – RETIREMENT PLAN (Continued)

These rates are combined to produce the long-term expected rate of return by weighting the expected future real rates of return by the target asset allocation percentage and by adding expected inflation. Best estimates of arithmetic real rates of return for each major asset class included in the pension plan's target asset allocation as of June 30, 2016 and are summarized in the following table:

<u>Asset Class</u>	<u>Target Allocation</u>	<u>Long-Term Expected Real Rate of Return</u>
Public Equities	30%	6.0%
US Government	7.5%	2.3%
Private equity	15%	7.6%
Real Assets:		
Real Estate	10%	5.2%
Infrastructure	10%	5.3%
Natural Resources	5%	5.0%
Traditional Credit	7.5%	3.0%
Alternative Credit	5%	4.2%
Diversifiers	10%	5.9%
Total	100%	

Pension Plan Fiduciary Net Position – Detailed information about the pension plan's fiduciary net position is available in the separately issued MPERS financial report.

Payables to the Pension Plan – None as of June 30, 2018.

NOTE 10 – CREATION OF ST. GEORGE MUNICIPAL SCHOOL UNIT AND COMMITMENTS

On August 12, 2014, the Town of St. George, Maine Withdrawal Committee entered into a Withdrawal Agreement with the Regional School Unit No. 13 (RSU 13) and on July 1, 2015 the St. George Municipal School Unit came into existence. Under Sections 18 and 19 of this agreement, the St. George Municipal School Unit agreed to reimburse RSU 13 for its share (24.57%) of any negative undesignated fund balance, as audited, as of June 30, 2015 (date of withdrawal); to be offset by St. George Municipal School Unit's percentage share of Reserve Funds. This amounted to \$169,505, which was subsequently paid.

Other major provisions of the agreement included:

- a. Transfer of assets at net book value of:

Buildings	4,800,000
Vehicles	183,575
	<u>4,983,575</u>

- b. The School Unit has also agreed to pay, on an on-going basis, when due, its calculated share (24.57%) of certain long-term bonds and lease obligations.

TOWN OF ST. GEORGE, MAINE
NOTES TO THE FINANCIAL STATEMENTS
JUNE 30, 2018

Bonds

The annual principal and debt requirements to amortize St. George Municipal School Unit's portion of the bond obligations are:

<u>Year ended 6/30</u>	<u>Principal</u>	<u>Interest</u>	<u>Total</u>
2019	\$ 98,587	\$ 6,270	\$ 104,857
2020	39,619	4,639	44,258
2021	39,619	2,970	42,589
2022	39,620	1,281	40,901
2023	12,285	292	12,577
thereafter	<u>12,285</u>	<u>-</u>	<u>12,285</u>
Totals	<u>\$ 242,015</u>	<u>\$ 15,452</u>	<u>\$ 257,467</u>

NOTE 11 – OTHER POST-EMPLOYMENT BENEFITS (OPEB)

Plan Description

The Group Life Insurance Plan for Retired State Employees and Teachers (the SET Plan) is a multiple-employer cost sharing plan with a special funding situation. The State of Maine is a non-employer contributing entity in that the State pays contributions for retired public school teachers in the plan.

The Plan is administered by the Maine Public Employees Retirement System (the System).

The Group Life Insurance Plan provides basic group life insurance benefits, during retirement, to retirees who participated in the Plan prior to retirement for a minimum of 10 years (the 10-year participation requirement does not apply to recipients of disability retirement benefits).

The level of coverage in retirement is initially set to an amount equal to the retiree's average final compensation. The initial amount of basic life is then subsequently reduced at the rate of 15% per year to the greater of 40% of the initial amount or \$2,500.

Funding Policy

Premium rates are those determined by the System's Board of Trustees to be actuarially sufficient to pay anticipated claims. Premiums for basic life insurance for retired teachers are paid by the State as the total dollar amount of each year's annual retired contribution.

For the year ended June 30, 2018, St. George Municipal School Unit recognized revenue of \$ 5,746 for benefits expense paid by the State of Maine. St. George Municipal School Unit reports no liability for the OPEB since the liability for retirees is 100% paid by the State of Maine.

NOTE 12 – SUBSEQUENT EVENTS

The Town has considered all subsequent events occurring through January 23, 2019, the date the financial statements were available to be issued.

TOWN OF ST. GEORGE, MAINE
STATEMENT OF REVENUES, EXPENDITURES
BUDGET AND ACTUAL (with Budget to GAAP Differences) - GENERAL FUND
FOR THE YEAR ENDED JUNE 30, 2018

	ORIGINAL BUDGETED AMOUNTS	FINAL BUDGETED AMOUNTS	ACTUAL AMOUNTS	VARIANCE WITH FINAL BUDGET	BUDGET TO GAAP DIFFERENCES *	ACTUAL AMOUNTS - GAAP BASIS
REVENUES						
Taxes:						
General Property	\$ 7,512,951	\$ 7,512,951	\$ 7,500,196	\$ (12,755)	-	7,500,196
Excise	675,000	675,000	630,235	(44,765)	-	630,235
Tax Interest and Lien Costs	25,000	25,000	22,705	(2,295)	-	22,705
Total Taxes	<u>8,212,951</u>	<u>8,212,951</u>	<u>8,153,136</u>	<u>(59,815)</u>	<u>-</u>	<u>8,153,136</u>
Licenses, Permits and Fees	<u>77,500</u>	<u>77,500</u>	<u>77,831</u>	<u>331</u>	<u>-</u>	<u>77,831</u>
Intergovernmental Revenue						
State of Maine:						
State Revenue Sharing	53,000	53,000	55,000	2,000	-	55,000
Homestead Exemption	87,905	87,905	96,660	8,755	-	96,660
Veteran's Exemption	-	-	1,720	1,720	-	1,720
Local Road Assistance	30,872	30,872	31,364	492	-	31,364
Tree Growth	-	-	5,497	5,497	-	5,497
General Assistance	1,000	1,000	1,672	672	-	1,672
Other	-	-	1,120	1,120	-	1,120
Total Intergovernmental Revenue	<u>172,777</u>	<u>172,777</u>	<u>193,033</u>	<u>20,256</u>	<u>-</u>	<u>193,033</u>
Other Revenue:						
Investment Income	15,000	15,000	31,341	16,341	-	31,341
Transfer Station User Fees	40,000	40,000	52,494	12,494	-	52,494
Rental Income	9,600	9,600	19,300	9,700	-	19,300
Recreational Income	7,000	7,000	7,828	828	-	7,828
On-behalf payments - State of Maine	-	-	-	-	133,673	133,673
Cemetery Lot Sales	-	-	5,600	5,600	-	5,600
Miscellaneous	-	-	14,682	14,682	-	14,682
Total Other Revenue	<u>71,600</u>	<u>71,600</u>	<u>131,245</u>	<u>59,645</u>	<u>133,673</u>	<u>264,918</u>
Education Revenue:						
State of Maine:	-	-	287,667	287,667	-	287,667
Other	-	-	33,290	33,290	-	33,290
Total Education	<u>-</u>	<u>-</u>	<u>320,957</u>	<u>320,957</u>	<u>-</u>	<u>320,957</u>
Total Revenues	<u>8,534,828</u>	<u>8,534,828</u>	<u>8,876,202</u>	<u>341,374</u>	<u>133,673</u>	<u>9,009,875</u>
EXPENDITURES						
General Government	773,790	773,790	763,491	10,299	-	763,491
Public Safety	398,238	398,238	368,868	29,370	-	368,868
Public Works	608,955	615,300	580,612	34,688	-	580,612
Health and Welfare	659,685	659,685	616,716	42,969	-	616,716
Education	4,961,005	4,961,005	4,963,650	(2,645)	-	4,963,650
Recreation and Culture	323,150	360,386	304,020	56,366	-	304,020
On-behalf payments - State of Maine	-	-	-	-	133,673	133,673
Unclassified	902,913	902,913	860,067	42,846	-	860,067
Total Expenditures	<u>8,627,736</u>	<u>8,671,317</u>	<u>8,457,424</u>	<u>213,893</u>	<u>133,673</u>	<u>8,591,097</u>
EXCESS (DEFICIENCY) OF REVENUE OVER EXPENDITURES	(92,908)	(136,489)	418,778	<u>\$ 555,267</u>	<u>\$ -</u>	418,778
Prior year carryover funds	-	37,236				
Transfers In	-	6,345				
Prior year undesignated funds	125,000	125,000				
Overlay - Schedule 3	<u>\$ 32,092</u>	<u>\$ 32,092</u>				
FUND BALANCE - July 1, 2017			<u>1,672,824</u>			<u>1,672,824</u>
FUND BALANCE - June 30, 2018 - Exhibit C			<u>\$ 2,091,602</u>			<u>\$ 2,091,602</u>

* The Town of St. George, Maine does not budget for on-behalf payments from the State of Maine.

**TOWN OF ST. GEORGE, MAINE
SCHEDULE OF DEPARTMENTAL OPERATIONS
FOR THE YEAR ENDED JUNE 30, 2018**

	BALANCE 7/1/2017	APPRO- PRIATIONS	TRANSFERS & OTHER CREDITS	TOTAL AVAILABLE	EXPENDITURES	BALANCES 6/30/2018 ASSIGNED	UNASSIGNED
GENERAL GOVERNMENT:							
Town Office Administration	\$ -	\$ 605,525	\$ -	605,525	\$ 613,628	\$ -	\$ (8,103)
Selectmen/Assessors	-	70,689	-	70,689	61,703	-	8,986
Planning Department	-	97,576	-	97,576	88,160	-	9,416
Total	-	773,790	-	773,790	763,491	-	10,299
PUBLIC SAFETY:							
Fire Department	-	388,269	-	388,269	361,023	-	27,246
Animal Control	-	9,969	-	9,969	7,845	-	2,124
Total	-	398,238	-	398,238	368,868	-	29,370
PUBLIC WORKS:							
Roads and Bridges	-	608,955	6,345	615,300	580,612	-	34,688
HEALTH & WELFARE:							
Solid Waste	-	486,193	-	486,193	446,390	-	39,803
General Assistance	-	2,500	-	2,500	1,404	-	1,096
Social/Community Services	-	170,992	-	170,992	168,922	-	2,070
Total	-	659,685	-	659,685	616,716	-	42,969
EDUCATION	287,856	4,961,005	320,957	5,569,818	4,963,650	606,168	-
RECREATION & CULTURE:							
Recreation	20,000	96,237	-	116,237	102,765	-	13,472
Harbors	17,236	226,913	-	244,149	201,255	34,234	8,660
Total	37,236	323,150	-	360,386	304,020	34,234	22,132
UNCLASSIFIED:							
County Tax	-	814,772	-	814,772	814,772	-	-
Contingency	-	25,000	-	25,000	-	-	25,000
Family Health Contingent	-	25,000	-	25,000	8,272	-	16,728
Energy Efficiency Reserve	-	20,000	-	20,000	20,000	-	-
Island Institute	-	4,000	-	4,000	4,000	-	-
St. George Fireworks	-	10,141	-	10,141	10,141	-	-
38 Main Street	-	4,000	-	4,000	2,882	-	1,118
Total	-	902,913	-	902,913	860,067	-	42,846
DEPARTMENTAL TOTALS	\$ 325,092	\$ 8,627,736	\$ 327,302	\$ 9,280,130	\$ 8,457,424	\$ 640,402	\$ 182,304

TOWN OF ST. GEORGE, MAINE
SCHEDULE OF VALUATION AND ASSESSMENT
FOR THE YEAR ENDED JUNE 30, 2018

<u>Valuation</u>	\$ 863,532,700
Tax Rate per thousand	8.70
	<u>7,512,734</u>
Fractions	217
<u>Tax Commitment</u>	<u>7,512,951</u>
Add: Supplemental Taxes	603
Total Taxes Committed to Tax Collector	7,513,554
Less: Abatements	<u>2,119</u>
<u>Property Tax Revenue - Actual Exhibit B</u>	7,511,435
Add: Deferred Property Taxes - Prior Year	118,962
Less: Deferred Property Tax Revenue Current Year	<u>(130,201)</u>
<u>Property Tax Revenue Recognized - Exhibit D</u>	<u>\$ 7,500,196</u>

COMPUTATION OF ASSESSMENT

Requirements:

County Tax	\$ 814,772	
Education Appropriation	4,961,005	
Town Appropriations	<u>2,851,959</u>	\$ 8,627,736

Available:

Tax Commitment	7,512,951	
Homestead Reimbursement	87,905	
State Revenue Sharing	53,000	
Other Revenue	880,972	
Surplus	<u>125,000</u>	<u>8,659,828</u>
Overlay - Schedule 1		<u>\$ 32,092</u>

TOWN OF ST. GEORGE, MAINE
SCHEDULE OF ACTIVITY IN OTHER GOVERNMENTAL FUNDS
FOR THE YEAR ENDED JUNE 30, 2018

Schedule 4

	Fund Balance 7/1/17	Fund Additions	Net Investment Earnings/(Loss)	Total Available	Expenditures	Fund Balance 6/30/18
<u>Trust Funds</u>						
Cemetery	\$ 77,977	\$ -	\$ 6,113	\$ 84,090	\$ 3,200	\$ 80,890
Seaside Cemetery	6,491	2,400	91	8,982	-	8,982
Grant Scholarship	16,999	-	1,277	18,276	-	18,276
Trussell School	44,910	-	4,157	49,067	-	49,067
Trussell Worthy Poor	31,736	-	(203)	31,533	-	31,533
Gertrude Andree	106,268	-	5,631	111,899	630	111,269
Wilson Scholarship	116,533	-	991	117,524	3,600	113,924
Colson Scholarship	65,847	-	2,877	68,724	2,400	66,324
Fishermen's Memorial	18,533	458	3,255	22,246	-	22,246
L. G. Grace Scholarship	140,671	-	5,542	146,213	5,100	141,113
Total Trust Funds	<u>625,965</u>	<u>2,858</u>	<u>29,731</u>	<u>658,554</u>	<u>14,930</u>	<u>643,624</u>
Expendable Trust Funds	(259,661)	-	(29,731)	(289,392)	(14,930)	(274,462)
Nonspendable - Exhibit C	<u>\$ 366,304</u>	<u>\$ 2,858</u>	<u>\$ -</u>	<u>\$ 369,162</u>	<u>\$ -</u>	<u>\$ 369,162</u>
<u>Special Revenue Funds</u>						
Lipson Tennis Fund	<u>\$ 29,588</u>	<u>\$ -</u>	<u>\$ 2,186</u>	<u>\$ 31,774</u>	<u>\$ -</u>	<u>\$ 31,774</u>
Education Funds	<u>\$ 28,148</u>	<u>\$ 325,857</u>	<u>\$ -</u>	<u>\$ 354,005</u>	<u>\$ 344,687</u>	<u>\$ 9,318</u>

TOWN OF ST. GEORGE, MAINE
SCHEDULE OF ACTIVITY IN RESERVE FUNDS
FOR THE YEAR ENDED JUNE 30, 2018

Schedule 5

	Fund Balance 7/1/17	Fund Appropriations	Net Investment Earnings	Total Available	Expenditures	Fund Balance 6/30/18
Winter Equipment	\$ 6,345	\$ -	\$ -	\$ 6,345	\$ 6,345	\$ -
Fire Vehicles	132,400	125,000	2,060	259,460	-	259,460
Office Equipment	9,852	5,000	162	15,014	5,000	10,014
Sewerage Connection	33,086	-	458	33,544	-	33,544
Public Land	41,380	-	617	41,997	-	41,997
Solid Waste Equipment	43,973	30,000	651	74,624	47,953	26,671
Energy Efficiency Reserve	-	20,000	45	20,045	-	20,045
Public Landing Reserve	21,853	2,000	309	24,162	-	24,162
Insurance	2,027	-	28	2,055	-	2,055
Municipal Boat	39,252	2,500	549	42,301	-	42,301
Ramps & Floats	10,448	3,500	327	14,275	-	14,275
Sick Leave	2,939	5,000	49	7,988	2,229	5,759
Revaluation	51,136	10,000	730	61,866	-	61,866
Water Hole	8,340	4,000	124	12,464	-	12,464
Fire Training Building	172	-	2	174	-	174
Harbor Planning Reserve	1,949	-	28	1,977	-	1,977
Total Reserve Funds - Exhibit D	<u>\$ 405,152</u>	<u>\$ 207,000</u>	<u>\$ 6,139</u>	<u>\$ 618,291</u>	<u>\$ 61,527</u>	<u>\$ 556,764</u>

TOWN OF ST. GEORGE, MAINE
SCHEDULE OF EXPENDITURES OF FEDERAL AWARDS
FOR THE YEAR ENDED JUNE 30, 2018

Federal Grantor/Pass-through Grantor Program	Pass through Number	CFDA Number	Federal Expenditures
<u>U.S. Department of Education</u>			
Title I-A Disadvantaged	3107	84.010	\$ 55,301
Local Entitlement IDEA	3046	84.027	77,804
<u>U.S Department of Agriculture</u>			
National School Breakfast Program	3014	10.553	11,617
National School Lunch Program	3022/3024/3125	10.555	124,476
Fresh Fruit & Vegetable Program	3028	10.582	<u>4,643</u>
Total			<u>\$ 273,841</u>

ST GEORGE TAX LIST

Owner's Name	Current Land Value	Current Building Value
10 SOUTHERN AVENUE TRUST C/O JANELLE OVESON	7,200	0
10 SOUTHERN AVENUE TRUST C/O JANELLE OVESON	88,800	0
13 REIN ROAD, LLC	67,200	348,300
14 RASPBERRY LANE LLC	101,600	165,500
16 RASPBERRY LANE LLC	343,500	147,800
360 HIDEAWAY LLC	1,481,300	837,400
47 MAIN STREET LLC	58,800	205,700
6 WALLSTON ROAD TH LLC	54,300	144,100
73 OCEAN POINT DRIVE LLC	447,000	1,455,400
A & A RENTALS	138,100	365,300
A & B RENTALS	681,700	701,300
A + R ENTERPRISES, LLC	207,000	546,900
ABBA REALTY TRUST	29,600	90,600
ABORN, FOSTER L & HOLBROOK, SARA	689,400	200,500
ACHORN, PETER A	64,600	264,900
ACHORN, PETER A & MCNEILLY, ELAINE J	73,700	7,600
ACKERMAN, PAUL	26,900	0
ACKERMAN, PAUL	131,200	155,200
ADAIR, FRED L JR &	177,400	413,900
ADAIR, FRED L. &	150,500	0
ADAMS, MARK A., TRUSTEE OF	74,700	130,600
ADAMS, PAULA BETH	203,400	167,500
ADAMS, STEPHANIE L	41,600	119,900
ADAMS, STEPHEN B & WILLEY, TAMMY L	53,500	138,200
ADVENT CHRISTIAN CHURCH	46,900	167,100
AIKEN, ASHLEY R	67,600	157,500
AKERS, LAWRENCE GARY & LYNN RITA	457,600	132,500
AKSELSEN, HANS K.	193,700	221,200
ALBANO, DAVID A	20,700	0
ALDEN, ELIZA S REV TRUST	51,800	125,900
ALDRICH LLC	563,100	0
ALDRICH, BAILEY; DEVISSSES OF	703,500	150,800
ALDRICH, JONATHAN & NANCY	827,000	247,600
ALEXANDER, ROBERT C. & MADELINE M.	40,200	91,400
ALFONSO, LUIS	62,500	58,900
ALLEN, EVERETT C. & SARAH D.	83,400	175,200
ALLEN, WILLIAM	276,500	199,100
ALLEY, DENNIS W & TERESA J	120,000	118,800
ALLY, PATRICIA M.	149,300	29,700
ALMA-TREASURE POINT ROAD LLC	192,500	8,100
AMERICAN TOWER	0	191,200
AMES, DAVID A	75,500	250,700
AMES, DENISE R.	59,700	174,700
AMES, ELIZABETH	34,500	0
AMES, JOHN C JR	53,500	128,500
AMES, MICHAEL H	27,800	0
AMES, ROWLAND W.	64,600	92,400
AMES, WESTON	214,600	181,000

ST GEORGE TAX LIST

Owner's Name	Current Land	Current Building
	Value	Value
AMUNDSEN, COLIN P	78,000	54,200
AMUNDSEN, ERIK	248,200	0
AMUNDSON, CHARLES A	78,700	63,600
ANDERSON, ALAN W &	35,400	66,000
ANDERSON, ANGELA M.	77,600	234,100
ANDERSON, BARRY & BELINDA	56,400	86,000
ANDERSON, CHRISTOPHER D. & REBECCA L.	61,700	207,700
ANDERSON, DOUGLAS CHRISTOPHER	23,900	0
ANDERSON, DOUGLAS E JR & RHONDA L	61,500	37,800
ANDERSON, DOUGLAS E. JR. & RHONDA L.	117,600	32,600
ANDERSON, ERIK C	121,700	0
ANDERSON, ERIK C.	45,000	0
ANDERSON, ERIK C.	61,500	118,500
ANDERSON, JAMES J., TTEE	63,700	152,800
ANDERSON, JOAN ESTATE OF	60,800	257,600
ANDERSON, KAREN	53,500	30,100
ANDERSON, KAREN & CHASE, JULIE D & WATTS, ELIZABETH	318,000	72,500
ANDERSON, KATHRYN A	177,200	0
ANDERSON, KATHRYN A. & PURINTON, RICHARD D.	55,500	172,200
ANDERSON, LARRY AND GAIL (TRUSTEES)	58,400	129,000
ANDERSON, PAUL W. & KAREN H.	40,200	138,700
ANDERSON, PHILIP R & BARBARA D	23,800	0
ANDERSON, PHILIP R & BARBARA D	56,200	147,100
ANDERSON, ROBERT C. &	312,300	172,200
ANDREWS, SAMUEL G	110,100	0
ANDREWS, SAMUEL G	138,200	2,400
ANDREWS, SAMUEL G	46,600	0
ANDRONIK, CATHERINE M.	118,300	157,700
ANGLADA, NANCY P, BROWN, DAVID A,	682,500	444,200
ANGLADA, NANCY P. & BROWN, DAVID	549,700	89,200
ANSART, CATHY A	13,800	0
ANSART, CATHY A	55,000	276,700
ANTHOINE, NINA	102,600	193,300
ANTHONY, THOMAS & RICHARD & PETER	463,200	60,500
APPELL, ANNE MARIE & THOMAS PETER	91,900	0
ARAS, BARBARA	48,800	199,300
ARCHIBALD, BARBARA E	40,600	168,000
AREY, ROBERT C.	28,500	77,000
ARMER, EBEN J	47,100	0
ARMITAGE, THOMAS B & LAURA P	107,900	244,900
ARMSTRONG, BRENDA T & JOHN R	68,900	129,700
ARMSTRONG, JOHN R & BRENDA T	66,700	103,000
ARMSTRONG, NANCY M. & JEFFERY B. &	380,700	99,000
ARMSTRONG, SYLVIA R.	368,800	147,200
ARNESS, CAROL A & STANEK, ROSEMARY J	113,200	242,300
ARNESS, CONSTANCE A & JOHN A	112,900	196,200
ARNETT, DEBORAH L. & EARL T.	65,000	247,600
ARSENAULT, JOHN & HEIDI	489,000	268,000
ASHTON, PATRICIA R.	192,900	265,800
ASMODOE, HEATHER ANNE	63,400	135,800

ST GEORGE TAX LIST

Owner's Name	Current Land Value	Current Building Value
ATHERTON, ELIZABETH E	163,300	159,500
ATWOOD, WILLIAM D	25,300	0
ATWOOD, WILLIAM D	20,700	0
ATWOOD, WILLIAM D	508,000	598,800
ATWOOD, WILLIAM D.	400	0
ATWOOD, WILLIAM D.	20,700	0
ATWOOD, WILLIAM M	66,100	330,000
AULD, DAVID & SHERRILL	690,200	231,400
AULIS, MARTHA SUSAN	33,600	63,100
AUSPLUND, DAVID S & WANDA	67,800	90,000
AUSPLUND, MICHAEL F	51,800	183,800
AUSPLUND, ROSANNE L & MARK F	53,500	202,400
AUSPLUND, ROSANNE L.	52,800	122,800
AUSTEN, KARLA & PERRY, PAMELA	374,300	180,300
AVENI-DEFORGE, ADRIAN	49,300	168,800
AXTEN, JOHN & JUDITH ANN	472,200	0
AXTEN, JOHN 2012 IRREVOCABLE TRUST	681,900	216,900
AXTEN, JUDITH ANN	614,600	157,000
B & B RENTALS, LLC	120,400	292,800
BABB, MARLEY	59,700	122,400
BABB, STEVEN	45,800	113,200
BABB, STEVEN H	66,300	191,700
BABB, TY	456,000	288,000
BABB, TY W. & PHOEBE	94,000	133,000
BACARISSE, HOLLY B.	221,300	146,500
BACHELDER, S. & STRACHAN, D.	380,700	151,100
BACKMAN, PER-OLOF, TRUSTEE	896,500	259,400
BAILEY, ELIZA COCROFT	105,600	141,100
BAILEY, JONATHAN & MATTHEWS, JANE C	40,300	144,400
BAILEY, LARRY N	532,100	233,300
BAILEY, LARRY N & DIANE M	322,600	441,600
BAILEY, LEROY J	130,800	0
BAIN, DEBORAH A. & LAWRENCE R	74,300	218,400
BAKER PROPERTIES	492,800	172,500
BAKER, REXFORD V.N., TRUSTEE	354,600	69,100
BAKER, ROSS K	178,200	0
BAKER, ROSS K	55,100	0
BAKER, ROSS K	244,600	83,300
BALANO LOT, LLC	34,600	0
BALANO, LLC	6,200	0
BALANO, LLC (75%)/	77,600	195,800
BALANO-STOTT, JOEL J & STEPHANIE	38,400	0
BALIOTTI, FRANCES A & SCHNURE, ROBERT B	456,600	288,400
BALITSKAIA, LYUBOV	50,000	106,400
BALLARD, MARY, TRUSTEE	683,300	141,300
BANDA, DAVID T	57,500	135,800
BANDA, PAUL & BANDA SMITH, KATHLEEN	62,700	83,300
BANDER, M.A. & JO ANNE; TRUSTEES	222,900	232,700
BANKS, GEOFFREY D. & LUCY Y.	61,000	184,200
BAPTIST CHURCH	63,300	183,400

ST GEORGE TAX LIST

Owner's Name	Current Land	Current Building
	Value	Value
BAPTIST CHURCH	45,700	418,200
BAPTIST CHURCH	43,000	175,200
BAPTIST CHURCH PARSONAGE	47,500	158,900
BARBEE, CHRISTINE, TRUSTEE FOR	139,200	0
BARBOUR, SARA E	45,700	153,500
BARBOZA, JOSEPHINE	46,300	115,400
BARDAGLIO, ANNE W	40,600	93,800
BARKER, ROBERT C & KATHLEEN F	226,800	296,300
BARKSDALE, KATHERINE ANN &	190,500	224,100
BARNACLE PARTNERS, LLC	38,700	105,100
BARNES, LINDA & JAMES	23,400	97,200
BARNES, STEPHEN N	148,900	213,200
BARNES, THOMAS A.SR & DIANE B	148,800	433,400
BARNETT, AMY	65,200	99,000
BARNHART, DAVID C & CANDICE L	67,500	339,700
BARNHART, ESTHER	75,800	182,100
BARNHART, ESTHER R & HOWARD R	71,300	160,600
BARRETT, EMILY & BARRETT, CHRISTINA	578,800	158,800
BARRETT, FRANK D., ESTATE OF	41,300	0
BARSTOW, JAMES S. & JUDITH P.	79,100	205,300
BARTERS POINT, LLC	546,000	257,800
BARTHOLOMEW, MARK A & BETSY R, TIC	104,600	268,400
BARTKE, JESSE & ASHBY	41,800	0
BARTKE, JESSE L & ASHBY M	73,200	214,000
BARTLETT, ARTHUR W & PRISCILLA A	39,200	34,800
BATES, JOHN C JR & ELLEN E.	107,800	199,600
BATES, JOHN C JR, & ELLEN E.	10,800	0
BATES, RICHARD J S, TRUSTEE & SUSAN K, TRUSTEE	704,400	567,200
BATTY, MARY LOU	69,700	92,400
BATTY, MICHAEL	0	11,900
BATTY, SETH A TRUST/	39,900	73,900
BAUM, EVERETT JR & ARLENE G. AND	352,500	250,200
BAUM, III, JOSEPH T	30,300	0
BAUM, JOSEPH R, TRUSTEE	79,000	236,300
BAUM, JOSEPH T., III & LYNDA	375,000	187,000
BAUM, LARRY	163,900	256,300
BAUM, LARRY	128,900	0
BAUM, LARRY E	60,200	26,300
BAUMEISTER, III, JOHN TRUSTEE &	234,500	455,700
BAYLES, JAY	43,800	0
BAYLES, JAY	242,700	324,500
BEADIE, KAREN R	687,600	423,200
BEAL, ALISA L & PRESTON M II	56,800	130,900
BEAL, SUSAN J; TRUSTEE	108,000	98,500
BEAM, MALCOLM & ELAINE	53,300	136,500
BEAN, LINDA L.	4,700	0
BEAN, LINDA L.	39,600	146,400
BEAR'S NEST TRAIL LLC	233,600	231,100
BEAUDRY, SHIRLEY A	57,400	156,600
BEAUSANG, JAY & LEE ANNE	232,900	193,700

ST GEORGE TAX LIST

Owner's Name	Current Land	Current Building
	Value	Value
BECHTOLD, MARY H	53,000	111,200
BECKETT, ARNOLD & JULIE	58,700	189,200
BECKETT, LILY P (LIFE ESTATE)	53,500	86,600
BECKETT, SHAWN	61,500	76,800
BECU, LISE	51,000	85,900
BEDIGIAN, GAYLE B. & HENDRICK G.	398,300	505,200
BEDIGIAN, GAYLE B. & HENDRICK G.	50,400	0
BEECKEL, THOMAS & LISA	349,600	224,800
BEESON, CATHERINE L GIFT TRUST	609,700	319,700
BELAJONAS, AUTUMN F.	71,700	157,000
BELANCIK, ALICE B ESTATE	86,900	89,900
BELANCIK, ALICE B ESTATE	23,400	0
BELANCIK, ALICE B ESTATE	8,500	0
BELDING, ALAN R., TRUSTEE, BELDING REV TRUST	459,300	205,000
BELL, GORDON W. & SALLY M.	59,800	175,500
BENDHEIM, ANDREW J	425,100	274,900
BENNER, ALAN L. & LOUISE A.	56,400	44,600
BENNER, AMOS M.	0	49,700
BENNER, AMOS M.	51,900	16,900
BENNER, ANDREW & CATHERINE	60,900	0
BENNER, ANDREW D., TRUSTEE,	168,500	246,600
BENNER, DAVID	111,900	65,800
BENNER, DENNIS G & NASH, REBECCA A	6,200	0
BENNER, JONATHAN A	93,700	0
BENNER, KAROLYN & THURIN	141,500	83,500
BENNER, MEGHAN	20,700	169,000
BENNER, THURIN	0	10,600
BENNETT, J. MICHAEL & PAMELA J.	161,700	199,800
BENSON, HELEN ESTATE	211,000	217,800
BENTHIEN, CAROLYN H, TRUSTEE OF THE	95,200	122,900
BERGERON, JOHN J., TRUSTEE	74,300	125,700
BERGLUND, JOHN L & ROSALEE E	78,000	57,500
BERKE, PETER L & PATRICIA	26,200	71,600
BERNADINO, KIRK & MARIANNE	392,600	244,500
BERNARD, FREDERICK G & DEBRA M	83,500	262,000
BERNSTEIN, ROBERT G.	187,100	90,600
BERRY, MORRIS C & JOLENE E	56,400	159,700
BERTE, LAURA L. & WILLIAM J. SR.	58,800	135,200
BERTE, WILLIAM J.	88,700	75,000
BERTKAU FAMILY TRUST UA	229,900	219,600
BEST, SUZANNE E.	380,700	190,500
BETANCOURT, RICARDO & LAURA	59,700	174,400
BETTLER, JOHN AND MERRIE	687,000	108,300
BIANCO, JANE C	222,800	171,500
BICKFORD, DORIS E., GRANTOR	207,200	109,100
BILLINGS, FRED AUSTIN (ETAL)	111,400	22,500
BINGHAM, JR., CHARLES TIFFANY FAMILY TRUST	503,300	218,100
BIRCH, JAMES D.	241,000	212,800
BIRENBAUM, BARBARA B	240,500	213,400
BLACK HARPOON LLC	64,800	279,500

ST GEORGE TAX LIST

Owner's Name	Current Land Value	Current Building Value
BLACK, MARGARET; CAPINERA, MARSHA;	93,700	0
BLACK, CHARLENE A	79,700	193,000
BLACK, CHARLENE A	75,800	117,200
BLACK, MARGARET J.C.	60,200	139,700
BLACKMER, HUGH A. & ELIZABETH	75,700	191,000
BLADON, GEOFF & DAILA	30,700	183,700
BLAKE, LOA LEE	413,700	148,200
BLAKE, NANCY A.	60,300	130,200
BLANCHARD, SENIOR N	22,700	0
BLANCHARD, SENIOR N	41,000	107,300
BLENK, MARY K & ROBERT J	88,700	191,400
BLUE MOON, LLC	349,700	0
BLUM, EVELYN S & THOMAS, STEPHEN D	36,200	173,400
BLY, EMMA JENNIFER & NOAH BOND	75,500	0
BLY, EMMA JENNIFER & NOAH BOND	116,000	329,600
BLY, IVAN A	46,300	121,100
BLY, JOHN A & CHRISTINA	84,400	225,600
BLY, NOAH B & EMMA J	59,500	0
BLY, NOAH B. & IVAN A.	0	49,000
BLY, NOAH B. & IVAN A.	62,500	103,000
BLYDENBURGH, JOHN	50,500	165,700
BOGGS, LELAND E II LIVING TRUST	4,800	0
BOGGS, LELAND E II LIVING TRUST 5-5-2005	56,000	0
BOGGS, LELAND E JR & VALERIE G LIV TRUST	75,600	1,700
BOLAND, PAMELA	307,900	319,600
BOLTON, MICHAEL O & DIANA M	301,500	192,100
BONNER, NANCY	4,400	0
BONNER, NANCY A	23,500	90,200
BOOM BOOM LIMITED	47,500	583,800
BOOM BOOM LIMITED	84,600	249,900
BOOM BOOM LIMITED	70,900	142,900
BOOM BOOM LIMITED	29,800	7,300
BORN, DIRCK & EMELIE	109,600	19,700
BORN, EMELIE	457,300	163,100
BORONSKI, WALTER E	153,500	155,400
BORROR, RONALD A & COLGAN-BORROR, SUE E	83,600	224,100
BOTKIN, EDGAR D.& CAROL A;TRUSTEES	51,600	150,200
BOUDREAU, DANIEL J. & CATHERINE J.	55,000	325,100
BOULET, JEFFREY S & O'REGAN, MAEVE C	231,800	143,000
BOULWARE, ATHENA JOAN	80,400	222,000
BOURNE, KATHERINE & MUNGER, MARK T	196,900	342,600
BOURNE, KATHERINE L & MUNGER, MARK T	33,400	0
BOURNE, KATHERINE L., TRUSTEE	215,300	142,000
BOWEN, JUDITH A.	166,600	114,600
BOWLUS/ROGERS FAMILY TRUST	178,800	240,100
BOYAJIAN, MARGARET M	492,000	224,600
BOYLE, STEPHEN P. & ENGEL, MARJORIE- TRUSTEES	437,600	245,900
BOYNTON, GERMAINE A. ESTATE OF &	142,400	201,500
BOYNTON, GILBERT	60,800	213,200
BOYNTON, VANESSA M.	232,500	136,000

ST GEORGE TAX LIST

Owner's Name	Current Land Value	Current Building Value
BRACY, I.E. JR. & J.H. TRUSTEES	267,400	181,800
BRACY, I.E. JR. & J.H. TRUSTEES	363,200	211,900
BRACY, IRVING E JR & JANE G	117,800	15,400
BRACY, LLOYD & MARTHA	52,200	0
BRANDES, BRUCE & REBECCA	242,800	123,900
BRANNAN, JOHN H & MARY J	22,700	46,700
BREEDEN, JAMES C & BARBARA H	179,000	84,300
BRENNAN, JAMES & ELEANOR, TRUSTEES	667,400	226,100
BRENNEN, CLIFFORD J	17,500	0
BRENNEN, CLIFFORD J	219,800	125,100
BRIERLEY, GEORGE T & MARILYN E	412,200	0
BRIGGS, ROBERT M & NANCY I	825,200	348,700
BRINK, DAVID S	50,400	60,500
BRISSETTE, PATRICIA W & ANTHONY C	42,200	130,100
BROADBENT, ARLENE A &	33,800	0
BROADBENT, ARLENE A &	75,400	96,900
BROSNIHAN, PAUL & MILDRED	36,300	53,100
BROWN, DAVID J. & RONALD E.	84,600	189,200
BROWN, DAVID J. & RONALD E.	151,400	0
BROWN, FLORENCE & BROWN, DAVID	0	6,500
BROWN, JANE	78,700	185,700
BROWNELL, JUSTIN C & TURNER, SARAH	53,500	113,000
BRUCE, DAVID CAREY & SKYE EDDY	201,400	196,600
BRYANT, ABRAM L & NATALIE A.	26,700	85,100
BUCK, KENNETH J & ESTATE OF RUSSELL D BUCK	220,500	117,500
BUCK, SUSAN T QUALIFIED PERS RES TRUST	839,000	370,600
BUCKLEY, BRUCE L. & NANCY A.	77,400	135,400
BUCKLEY, MAUREEN E. REVOCABLE LIV TRUST	322,300	353,800
BUCKLIN, WILLIAM BRADFORD & WOOD, DENFELD BETH	314,500	185,900
BUCKNAM, JAMES N & ELDERKIN, ANN L	334,200	134,200
BUCKWOLD, RALPH B & PAMELA S	311,200	382,100
BULANCHUK, JEANNE G.	142,200	0
BURCH, DANIEL E &	22,200	116,800
BURCH, PATRICIA M.	35,100	139,900
BURLANT, MICHAEL L	61,000	50,100
BURLANT-VINAL, MARILYN	11,500	0
BURLANT-VINAL, MARILYN	7,300	0
BURLANT-VINAL, MARILYN	22,000	0
BURLANT-VINAL, MARILYN	67,000	185,000
BURLANT-VINAL, MARILYN &	72,900	121,000
BURLANT-VINAL, MARILYN &	79,900	0
BURLANT-VINAL, MARILYN ET AL	35,300	0
BURLANT-VINAL, MARILYN, ET AL	17,000	0
BURNT ISLAND LLC.	878,200	683,000
BURTON, DAVID E.	42,600	105,800
BURTON, ELBERT W JR ESTATE OF	46,600	14,800
BUTLER, EVA S.	236,600	222,700
BUTLER, PETER & CAROLYN, TRUSTEES	850,000	411,700
BUTTON, JR, ROBERT S & BUTTON, MARK E	47,100	181,600
CABOT, LOUIS W & AMANDA C CABOT	455,900	184,000

ST GEORGE TAX LIST

Owner's Name	Current Land Value	Current Building Value
CABOT, LOUIS W & CABOT, MABEL H	460,000	121,500
CABOT, LOUIS W & MABEL H	681,800	358,700
CADIGAN, TANDRA LYNN	478,700	257,100
CADY, EDWARD C. & MARY; TRUSTEES	903,300	834,000
CAFFREY, CHRISTOPHER & KNISCH, NADINA	12,700	0
CAFFREY, CHRISTOPHER O.	128,000	454,900
CAHALAN, FRANK J. & CHRISTINE M.	40,900	123,700
CALDERWOOD, BRENDA B	42,800	0
CALDERWOOD, JOANNE &	124,000	209,000
CAMARDO, AMANDA & HALES, CORA	31,100	0
CAMARDO, AMANDA & HALES, CORA	662,000	445,200
CAMPBELL, KENNETH	53,500	77,600
CAMPBELL, ROBERT J	725,200	167,000
CANDY COVE LLC	621,800	405,800
CANTOR, FRANK & ESMERALDA S	183,100	194,400
CAREY, FREDERIC L. & MARY A.	256,300	375,000
CAREY, GEORGE G, ESTATE OF	145,300	10,900
CAREY, JAMES JR (TRUSTEE)	69,000	123,800
CAREY, JANE WYLIE/GILL, JULIET/CAREY, MARY ANNE (1/3)	967,900	419,000
CAREY, JR, JAMES	44,300	0
CAREY, K; BECKER, M.C. & CAREY, S.M.J. TRUSTEE OF	281,900	138,200
CAREY, MARY ANN	118,700	0
CAREY, MARY ANN	4,500	0
CAREY, MARY ANN	7,300	0
CAREY, MARY ANN	429,600	0
CAREY, MARY ANN	6,000	0
CAREY, MARY ANN	6,400	0
CAREY, MARY ANN	6,300	0
CAREY, MARY ANN & CAREY, TIMOTHY M	681,900	397,900
CAREY, MARY ANN & WILLIAM C	296,200	570,100
CAREY, MARY ANN & WILLIAM C	113,600	0
CAREY, MARY ANN & WILLIAM C	94,400	0
CAREY, MARY ANN & WILLIAM C	7,400	0
CAREY, MARY ANN & WILLIAM C	7,300	0
CAREY, MARY ANN & WILLIAM C	6,200	0
CAREY, MARY ANN/BURWELL, ELIZABETH (31%)	753,900	401,500
CAREY, MERRITT T	45,000	0
CAREY, MERRITT T &	686,400	209,200
CAREY, NAN	428,600	142,700
CAREY, NAN	30,100	1,600
CAREY, NAN	46,700	0
CAREY, SUSAN M. DOOLEY	88,600	126,600
CAREY, TIMOTHY & ADELLA	120,700	127,000
CARLSON, BRICE J. & STEPHANIE J.	34,500	201,500
CARLSON, DALE A	19,700	0
CARLSON, DOROTHY A	54,400	2,100
CARLSON, HOLLY J LVG TRUST DTD 6/12/13	53,500	140,400
CARLSON, METHYL-ESTATE OF	38,900	101,900
CARLSON, RICHARD A LIVING TRUST DTD 6/12/13	259,000	24,900

ST GEORGE TAX LIST

Owner's Name	Current Land Value	Current Building Value
CARLSON, SEAN M	249,300	0
CARLSON, SEAN M	63,900	194,800
CARLSON, VERONIKA R	76,300	182,200
CARMICHAEL, LINDA L &	63,000	112,800
CARPENTER, DONALD J.	54,600	154,100
CARPENTER, KATHLEEN & WARD	165,100	249,200
CARPENTER, KATHLEEN & WARD	60,300	0
CARPENTIER, CANDICE	51,400	258,100
CARR, JOHN F & MAZAR-CARR, MARLA	37,900	92,200
CARR, WENDY E, TRUSTEE DAVID CARR LT	80,400	152,200
CARR, WENDY E., TRUSTEE FOR	304,300	207,300
CARROLL, JAMES M. & KAREN E.	149,100	384,300
CARROLL, JAMES V. & BLACKWELL, DONNA L, TRUSTEES	580,800	183,700
CARTER, ELEANOR	196,000	193,400
CARTWRIGHT, KATHARINE A. &	131,600	209,600
CARTWRIGHT, STEVEN	136,700	0
CARTWRIGHT, STEVEN	61,900	56,000
CARTWRIGHT, STEVEN	562,600	147,800
CARTY, JUDITH A	179,700	168,700
CASH, CHRISTINA M. &	48,000	0
CASHELL, JANE G. & BARNS, PAUL, TRUSTEES	228,700	129,600
CASKIE, DORNA	83,300	81,300
CASPARI-BEHRENS, JOERG & HEIKE	114,500	197,300
CENTRAL MAINE POWER COMPANY	4,499,600	0
CERVARICH, PETER J. REV TRUST	1,039,000	408,000
CESARINI, DIANA, PERSONAL REP FOR THE	3,300	0
CHACHKES, HARRIET M. &	552,500	189,400
CHADWICK, CHRISTOPHER W	100,500	125,000
CHADWICK, CYNTHIA	53,600	114,500
CHADWICK, EMILY N & CHRISTOPER W	57,100	262,300
CHADWICK, STEPHEN P. ESTATE OF	19,200	0
CHAMPAGNE, PHYLLIS M. (LE)	48,100	137,400
CHANDLER-WARD, JENNIFER K P TRUSTEE, EST OF	95,000	168,800
CHAPIN, DAVID W & CHAPIN, PETER B	411,000	106,300
CHAPPELL, OLIVIA ESTATE OF	68,800	222,300
CHARETTE, SR., ANTHONY P & SANDRA J	105,200	138,200
CHASE, ALVIN SR. & BELINDA	78,700	115,500
CHASE, JARED C	57,700	53,900
CHASE, MARILYN	31,700	80,200
CHASTEEN, MALIA	55,100	82,400
CHENEY, THEDESSA O, TRUSTEE	24,600	0
CHILD EVANGELISM FELLOWSHIP	59,300	0
CHOQUETTE, DONALD R & RITA J	548,400	465,000
CHRUSCIEL, BEATA E. & WITOLD L.	58,300	113,500
CIRCA SIGNERS LLC	708,300	334,000
CITRULLO, PETER F & MARGARET E	470,000	102,800
CLAN DAVIDSON LLC	28,300	71,600
CLAN DAVIDSON LLC	60,200	26,900
CLANCY, MR & MRS MICHAEL	172,900	0
CLANCY, MR & MRS MICHAEL	352,600	136,400

ST GEORGE TAX LIST

Owner's Name	Current Land	Current Building
	Value	Value
CLANCY, MR & MRS MICHAEL	340,500	34,800
CLANCY, MR & MRS MICHAEL	1,088,100	289,300
CLAPP, L MEAGHAN B	33,600	0
CLAPP, PETER C	63,900	83,600
CLARKE, REGINA & WILLIAM L.	91,500	170,800
CLARKIN, JANICE L.	168,300	40,000
CLEMENT, CAROL S.	49,000	164,700
CLEMONS, VALERIE A.	193,300	170,900
CLINE, GREGORY K	119,000	21,700
CLINE, RALPH E III & DEIDRE	60,700	136,500
CLINE, RALPH E JR-ESTATE OF	403,700	142,600
CLINE, RALPH E JR-ESTATE OF	59,700	0
CLINE, RALPH E JR-ESTATE OF	117,800	51,900
CLINE, RYAN E & NOLA-RAYE G	51,700	216,000
CLINE, RYAN E.	55,200	32,800
CLINE, RYAN E.	28,700	0
CLOUGH, CASSANDRA ELIZABETH	53,500	162,300
CLOUGH, KYLE & BALUKAS, MIRANDA	54,800	173,800
CLOUGH, KYLE DAVID	23,800	0
COASTAL PROPERTY ASSOCIATES	14,000	0
COBURN, HERBERT D	16,300	88,200
COCKE, AUSTIN DAVID SMITH	72,600	232,500
COCKE, DAVID	1,200	0
CODDINGTON, WILLIAM & DIANE L	292,400	175,800
CODY, TAMARA O. & BRIAN J.	60,200	178,900
COFFIN INTER VIVOS TRUST AGREEMENT	12,700	0
COFFIN INTER VIVOS TRUST AGREEMENT	65,500	224,400
COFFIN INTER VIVOS TRUST AGREEMENT	105,700	157,100
COGGER, ANNE E.	268,000	209,600
COGGER, ANNE E.	2,100	0
COGGESHALL, JONATHAN W. JR.	5,000	0
COGGESHALL, JONATHAN W. JR.	6,100	0
COGGESHALL, JONATHAN W. JR.	50,600	5,200
COGGESHALL, JONATHAN W. JR. &	363,200	142,400
COHEN, CATHERINE B ET AL	266,900	72,100
COHEN, M.G.	104,000	261,100
COLBY, CAROL & SUBLETT, ERIC	23,400	0
COLE, VICTOR & PATRICIA	126,100	171,500
COLETTI, ERNEST A. & JOAN	59,800	257,100
COLLINS, LISA YATTAW	24,900	16,400
COLLISHAW, NICHOLAS P	239,200	157,700
COLPRITT, LINWOOD R & JEANNINE A	38,600	129,900
COLSON, RALPH E & FRANCES R	456,500	292,200
COMMUNITY CHURCH	27,300	238,600
CONANT, ALAN F	45,200	0
CONE, BARBARA A & SCHORN, ADAM F	171,500	218,800
CONGDON, THEO W. & SANDBERG, KERRI D.	86,800	144,800
CONGER, ELIZABETH W	106,600	83,500
CONNORS, CAROLYN HELENE	110,400	125,100
CONRAD, JANE A	199,600	257,800

ST GEORGE TAX LIST

Owner's Name	Current Land	Current Building
	Value	Value
CONRAD, ROBERT P.	97,300	69,300
COOK, BARRY W. & PATRICIA M.	276,600	0
COOK, BARRY W. & PATRICIA M.	79,600	208,900
COOK, CHRISRTOPHER B &	258,100	49,400
COOK, CHRISTOPHER B.	125,900	0
COOK, CLAY & CYNTHIA G.	23,300	132,400
COOK, CRISTI	382,500	243,100
COOK, JAY Q & CYNTHIA S	67,800	134,000
COOK, MARJORIE J & SOULE, JEANNE; TRUSTEES	45,600	0
COOK, MARJORIE J (TRUSTEE)	71,200	176,300
COOK, PATRICK D & REIMER, NADINE B	99,300	265,300
COOKLEBUSH REALTY LLC	621,200	94,800
COOK'S COVE, LLC	16,900	12,400
COOK'S COVE, LLC	300,500	122,300
COOK'S COVE, LLC	21,500	0
COOK'S COVE, LLC	299,000	248,500
COOLBROTH, JOSEPH O ESTATE OF	49,300	84,700
COOLIDGE, FRANCIS L., TRUSTEE	6,000	157,700
COOPER, GILMA IRREVOCABLE TRUST 2016	37,400	0
COOPER, GILMA IRREVOCABLE TRUST 2016	532,100	291,000
COREY, JANET S. & JOHN B.	829,600	300,800
CORMIER, JOHN F & LOUISE A	84,100	108,300
CORNISH & WHITNEY, TRUSTEES	563,400	0
CORNISH, J.M., TRUSTEE,	71,600	163,000
CORVINI, MARGUERITE &	177,400	188,100
COSMA, JOHN E. TRUSTEE &	75,400	219,700
COTTON, DEBORAH E.	127,000	101,600
COUGHLIN-ROEBKE, TRACY, PERS. REPRESENTATIVE	80,000	89,400
COURTNEY, DEAN R & DANITA J	76,000	250,300
COVERT, ALICIA R. & HUPPER, RANDALL	140,500	1,000
COVESIDE PORT CLYDE, LLC	763,300	155,300
COVESIDE PORT CLYDE, LLC	0	48,500
COWAN, CAROLYN T	39,500	0
COWAN, CHARLES F	28,000	0
COWAN, CHARLES F	46,200	0
COWAN, CHARLES F	69,700	123,700
COWPERTHWAIT, JOHN K. JR., & DAVILYNN	574,400	1,039,500
COX, GORDON W., (LE)	69,700	85,900
COX, JANICE M. & BERNARD	24,300	127,800
COY, ELAINE E	28,200	151,800
CRAGIN, CHARLES L & MAUREEN TRUSTEES	341,900	0
CRANE V, JOHN J	53,800	30,300
CRANE, ARLENE	59,500	25,900
CRANE, ARLENE	27,800	42,700
CRANE, JOHN J III & SYLVIA E	77,500	158,500
CRANE, JOHN J IV, TAMI L & JOHN V	67,700	125,300
CRAZY COVE LLC	437,600	233,700
CREMONNI, ROBERT P. & CYNTHIA W.	553,900	298,600
CRINER, JR, SANFORD W & SUSAN S	550,400	482,100
CRINER, JR, SANFORD W & SUSAN S	55,400	26,100

ST GEORGE TAX LIST

Owner's Name	Current Land	Current Building
	Value	Value
CRINER, JR, SANFORD W & SUSAN S	55,400	26,100
CROCKETT, WAYNE P.& MARGARET W.	174,400	232,800
CRONIN, BRIAN A & LEI R	67,900	0
CROSBY, HEATHER R	187,200	136,200
CROSS, JOHN H. & BARBARA J.	127,000	288,800
CROSS, MICHELLE & KIRKHAM, NIKOLAI	89,300	212,900
CROSS, MICHELLE M	47,600	0
CROSSMAN, MARIAN S REVOCABLE TRUST	25,600	0
CROSSMAN, MARIAN S REVOCABLE TRUST	260,600	60,800
CROWE, BYRON A, TRUSTEE	371,400	190,500
CROWE, ROBERT F	378,800	6,800
CRUDELE, JUDITH	81,800	119,500
CRUDELE, JUDITH	298,700	12,300
CRUSAN, RONALD L & SALLY BYRNE	208,800	198,000
CULVER ROAD, LLC	85,100	89,100
CULVER, ERICH	53,000	194,400
CULVER, STEPHEN F. ET.AL.	390,200	221,200
CULVER, STEPHEN F. ET.AL.	12,200	0
CUMMING, CARLA S & CHARLES M	70,900	111,400
CUNNINGHAM, NINA A	53,700	79,300
CURTIN, KEVIN T. &	66,600	167,800
CURTIN, THOMAS J & MARIA I &	67,500	253,300
CURTIS, BRANDON	0	21,100
CURTIS, CHRISTOPHER J. & STACEY	32,900	95,700
CURTIS, GILBERT F., TRUSTEE &	408,500	349,100
CURTIS, JOSHUA	84,200	156,900
CURTIS, SHANE & ASHLEY	0	96,900
CURTIS, TERRY & SUSANNE	8,500	22,500
CURTIS, TERRY & SUSANNE	50,900	85,800
CURTIS, TERRY L.	39,700	0
CURTIS, WAYNE H & CAROL A	130,600	129,400
CURTIS, WENDY S.	22,200	36,800
CUSHMAN, DENNIS & ROSEMARY	35,900	0
CUSHMAN, DENNIS W. & ROSEMARY L.	73,300	290,200
CUSHMAN, DILLAN	39,400	109,400
CUSHMAN, DILLAN S	35,300	0
CUSHMAN, GERALD R & DENNIS W &	63,400	44,900
CUSHMAN, GERALD R & KAREN E	51,400	0
CUSHMAN, GERALD R. & KAREN E.	60,000	197,000
CUSHMAN, HILDA S	28,800	48,000
CUSHMAN, MICHAEL R.	71,400	181,700
CUSHMAN, MICHAEL R.	30,900	22,900
CUSHMAN, PATRICIA	56,100	119,800
CUSHMAN, RANDY V & MELONY L	62,600	152,600
CZASAK, ZBIGNIEW ESTATE OF	43,000	0
DAGGETT, BRIAN & KATHRYN	23,900	0
DALRYMPLE, EUGENE P (TRUSTEE)	432,900	73,200
DALRYMPLE, EUGENE P (TRUSTEE)	617,500	46,000
DALRYMPLE, EUGENE P., TRUSTEE	271,800	118,400
DALRYMPLE, EUGENE P., TRUSTEE	282,300	113,500

ST GEORGE TAX LIST

Owner's Name	Current Land Value	Current Building Value
DALRYMPLE, EUGENE P., TRUSTEE	67,000	0
DALRYMPLE, EUGENE P., TRUSTEE	50,600	0
DALRYMPLE, PAUL C	291,600	341,400
DALRYMPLE, PAUL C	43,800	0
DANGERFIELD, PAUL F & LESLEY L	684,200	226,600
DANIELLO, JEANIE & CAIN, THOMAS D	24,100	26,900
DANIELSON, CARL F	684,700	369,400
DANIELSON, MAGGIE & ANN	47,700	0
DARBY, GARY A, HOUSTON, GAYLE A & DARBY, GARY A.; ERIC JON DARBY; &	350,500	112,600
DARBY, GARY A.; ERIC JON DARBY; &	282,400	96,400
DARLING, DENNIS & ANDREA J	148,500	147,000
DARRELL, CARLA J	233,000	135,300
DAVIDSON, RICHARD A & STEPHANIE A	119,100	148,500
DAVIS, ALEXIS & MACDOUGALL, ELIJAH	55,800	157,100
DAVIS, BERNARD E., JR.	187,200	485,000
DAVIS, DENNIS W & STEPHANIE L	53,600	112,400
DAVIS, EDWARD J.	6,000	29,200
DAVIS, ELIZABETH, TABOR, VICTORIA & DAVIS, ELIZABETH, TABOR, VICTORIA & DAVIS, ELIZABETH, TABOR, VICTORIA, &	94,900	0
DAVIS, ELIZABETH, TABOR, VICTORIA, &	1,104,000	269,100
DAVIS, GARY L & MARJORIE	121,100	0
DAVIS, GARY L & MARJORIE	44,300	137,800
DAVIS, JEREMY	26,900	86,700
DAVIS, JOHN S. LIVING TRUST	25,700	0
DAVIS, MARY ESTATE OF	31,100	34,600
DAVIS, MARY L SPECIAL NEEDS TRUST	96,500	33,400
DAVIS, ROBERT A & BRANNAN, PATRICIA A	368,700	261,300
DAVIS, SANDRA R. TRUSTEE UNDER	295,700	189,200
DAVIS, STEPHEN L	92,100	37,100
DAVIS, TREVER & HEATHER	86,300	188,000
DAVISON, WILLIAM M IV & JEANNE C.	343,500	162,900
DAWSON, ROBERT H & SUSAN COLLEEN	46,300	130,400
DEAN, MARNIE M	292,200	225,800
DEAN, SUZANNE M	66,300	125,300
DEAN, V. GERALD & GRETCHEN M.	588,700	224,200
DEEP COVE GALLERY INC	68,700	196,900
DEFORD, THOMAS M.	502,800	747,500
DEHLINGER, MATTHEW	41,600	144,700
DEIGNAN, WILLIAM R & RUFFLE, MOLLY	319,700	143,200
DEL FRATE, R.M. & K.E.	64,000	197,000
DELANEY, JEFFERY T. & REBECCA M.	64,300	116,600
DELONG, KIM A & WYNN, CHARLES BROOK	80,100	122,100
DEMADO, JOHN & JANE EYRE	287,900	118,600
DEMBOWSKI, THEODORE T. TRUSTEE	54,300	108,700
DENNEN, JOHN	682,500	327,300
DENNEN, MATTHEW E & ROBERT E	677,600	124,200
DENNEN, MATTHEW E & ROBERT E &	1,400	0
DENNISON, APRIL & CURTIS, JR, WENDELL E	19,100	157,200
DENNISON, APRIL M., & RACHEL J. &	114,200	0
DENNISON, DONNA LEE	39,600	0
DENNISON, DONNA LEE	34,800	0

ST GEORGE TAX LIST

Owner's Name	Current Land	Current Building
	Value	Value
DENNISON, GLORIA	0	11,300
DENNISON, GLORIA & HODGKINS, SCOTT	32,400	107,100
DENNISON, MARYLN	43,000	0
DENNISON, MARYLN A./CHARLINE R.	17,400	0
DENNISON, NORMAN E -ESTATE OF	114,300	125,600
DENNISON, PAULINE D.	60,500	95,900
DENNISON, RACHEL	16,300	101,400
DENNISON, RANDY R.	19,100	209,900
DENNISON, STEVEN W	28,900	8,900
DENTINO, DAVID A & MELISSA A	85,800	141,900
DERBYSHIRE, JANE	67,700	186,000
DESRUISSEAU, CORINNE M	46,900	171,500
DESRUISSEAU, WALTER & JEANNETTE	72,800	178,500
DEVAULT, STEPHEN M & WALTER D III	11,900	0
DEVAULT, STEPHEN M & WALTER D III; TRUSTEES	230,300	224,000
DIANA'S DEW DROP, PORT CLYDE VILLAGE, LLC	317,800	298,000
DIANA'S LANDING LLC	135,000	4,300
DIAZ, SANTIAGO GALAZ &	912,800	546,800
DICK, CHARLES H & JEAN R, TRUSTEES	317,800	156,400
DICK, JOHN R	33,400	41,700
DICKE, NIKOLAS D & KAREN M	374,300	396,600
DICKSON, LORI LEE &	226,900	22,600
DICKSON, SANDRA M	44,000	90,800
DIEMERT, JEAN F	322,500	88,500
DIESEL, DENNIS J & LYNNE S	379,400	155,900
DILLON, JOHN J & KATHRYN S	231,000	471,900
DIRECTV, INC	14,700	0
DISH NETWORK LLC	3,800	0
DITCHETT, IMOGENE A., TRUSTEE	59,700	0
DITCHETT, IMOGENE A., TRUSTEE	113,500	76,200
DITCHETT, PETER S & DONNAMARIE C	117,100	250,100
DIZER, SAMUEL K & DORIS J	457,900	362,100
DOHERTY, JOHN	456,000	200,300
DOHERTY, JOHN D	25,000	68,600
DOHERTY, JOHN D.	547,500	274,600
DOHERTY, JOHN D.	79,500	38,900
DOLAN, MARY BETH	55,900	113,300
DONAHUE THOMAS A & JUDITH D;TRUSTE	12,300	0
DONOVAN, KENNETH R & CAROL I	192,900	46,200
DORENFELD, MORRIS	169,800	92,600
DORENFELD, MORRIS	58,500	0
DORRIE, ROBERT N & MAREA TRUSTEES	239,800	120,300
DORSEY, SUSANNA	44,200	94,200
DOUGAL, SCOTT A & JANICE L	65,000	217,300
DOWLING, JESSE	24,600	0
DOWLING, JESSE W. & JENNIFER H.	50,700	251,900
DOWLING, TIMOTHY J. & JEAN M.	12,100	0
DOWLING, TIMOTHY J. & JEAN M.	26,800	0
DOYLE, CURTIS R. &	65,500	104,400
DREHER, ROBERT J & RUTH S	34,300	800

ST GEORGE TAX LIST

Owner's Name	Current Land	Current Building
	Value	Value
DOYLE, CURTIS R. &	65,500	104,400
DREHER, ROBERT J & RUTH S	34,300	800
DRINKWATER, JANET	77,000	14,300
DRINKWATER, WALTER E JR & EDITH L	52,300	95,400
DRISCOLL, TERENCE & COYLE, GIL	711,500	404,400
DROLET, DENISE	57,200	63,000
DROLET, SUSAN M.	59,600	69,700
DUARTE, PATRICIA, TRUSTEE	635,600	382,100
DUFFY, JANET & SLIFKA, DONALD W.	55,000	157,600
DUFFY, MICHEAL B. & MARY J.	193,400	202,800
DUGUAY, WAYNE AND NANCY	63,000	109,300
DUNCAN, LINDA D.	499,500	242,800
DUNN, KEITH B. & MARTHA PARKER-	158,600	79,700
DUNNING, SALLIE & RUSSELL K.	457,000	183,300
DURKEE, MANFORD H & PATRICIA E	58,100	122,200
DURKEE, MANFORD H & PATRICIA E	77,300	130,200
DURLING, PATRICIA HAMILTON	322,500	153,900
DURLING, PATRICIA HAMILTON	319,500	46,600
DYER, PETER C.	76,500	78,100
DYER, PETER C. ET AL	17,000	44,500
ECKEL, CLARISSA C	63,900	0
EDWARDS, ERIN K.	232,000	493,700
EDWARDS, JONATHAN L.	68,200	150,200
EDWARDS, JONATHAN L. & MARY S.	77,900	0
EICHACKER, RICHARD F & SKELTON, WM. B	467,300	55,100
EICHACKER, STEPHEN K & DREHER, CYNTHIA	723,100	217,500
EIFERT DISCLAIMER TRUST	378,600	119,300
EIFERT, OTTO R., TRUSTEE	29,600	80,300
EIFERT, RICHARD T LIVING TRUST	198,700	0
EKIZIAN, SUSAN M.	219,800	97,000
ELDERKIN, GEORGE WICKER III	158,600	210,300
ELDUMIATI, MANAL, TRUSTEE	751,500	435,800
ELFAST, BRUCE R. & GAYLE J.	304,500	222,800
ELIZA S. ALDEN REVOCABLE TRUST	462,600	191,600
ELLER, BRIAN K & LINDA M	128,600	62,300
ELLER, LINDA M	57,900	149,400
ELLERY, JUDITH R., TRUSTEE	53,300	148,900
ELLIOTT, OLIVE; TRUSTEE	169,100	1,500
ELLIS, DELBERT E & SUSAN F	33,400	139,800
ELWELL, ALAN R & VELINDA M	41,500	111,300
ELWELL, ALAN R & VELINDA M	94,500	73,700
ELWELL, ANDREW J	62,700	100,300
ELWELL, CAROLYN W.	44,900	121,900
ELWELL, CAROLYN W.	30,000	0
ELWELL, JEFFERY & ERIN	77,300	109,800
ELWELL, MARY L.	53,700	12,900
ELWELL, RANDALL K & DORIS E	61,300	158,400
ELWELL, RUSSELL, ESTATE OF	24,000	0
ELWELL, TARA	57,200	74,700
EMERSON, RAYMOND I. & BEVERLY J.	59,500	125,700

ST GEORGE TAX LIST

Owner's Name	Current Land Value	Current Building Value
EMERY, CAROL R	94,600	213,500
EMERY, DAVID F & CAROL R	435,300	376,100
EMERY, GEORGE L	58,000	229,800
EMERY, GEORGE L	0	3,700
EMRICK, DEBORAH POLKY	63,900	94,200
ENGGASS, PETER M	318,400	0
ENGGASS, PETER M	457,400	366,900
EPISCOPAL CHURCH	5,800	0
EPISCOPAL CHURCH CHAPEL	11,900	50,500
EPPLE, MATTHEW & CAROLYN	54,800	172,700
EPPLE, MATTHEW & CAROLYN	99,400	72,400
ERICKSON HOLDING CORPORATION	0	117,400
ERICKSON HOLDING CORPORATION	35,900	0
ERICKSON HOLDING CORPORATION	575,800	805,400
ERNEST, C. EUGENE & CARLYN M.	172,000	139,700
ERVIN, LOUISE F., TRUSTEE	182,300	0
ERVIN, LOUISE F., TRUSTEE	55,800	125,000
ESCHHOLZ, KARL L. & ELIZABETH W.	64,600	90,800
ESCORSIO, LISA A.	187,300	236,300
ESCORSIO, LISA; CUSTODIAN	82,000	0
ESTES, DONALD E	53,500	140,500
ESTES, LESLIE E & SANDRA	23,800	0
ESTES, LUZ NOHORA	32,400	66,500
ESTEVEZ, MARY B	302,600	282,900
ETZWEILER, KENNETH P. & WENDY L.	102,800	0
EUREKA LODGE (MASONIC)	42,300	291,500
EVANS, DANIEL S. & GRACE H.	789,200	439,700
EVERGREEN REAL ESTATE SERVICES LLC	60,300	216,800
EWING, DANIELLE M	566,700	199,200
FAGLEY, BRUCE & NANCY M	120,800	213,900
FALES, JERRY G.	123,500	140,900
FALLA, BENJAMIN & MEAGHAN	74,000	124,400
FALLA, DANIEL	5,100	0
FALLA, DANIEL T & KRISTIN E	44,000	0
FALLA, DANIEL T & KRISTIN E	83,100	92,200
FALLA, DANIEL T. & SAUNDERS-FALLA, KRISTIN E.	38,700	101,100
FALLA, DAVID R & BRENDA J	55,800	117,400
FALLA, JEFFREY R & LEATRICE G	44,000	104,100
FALLA, JOHN M & LORRAINE G	22,800	0
FALLA, JOHN M & LORRAINE G	69,900	181,700
FALLA, REBEKAH M & JOHN & LORRAINE	31,400	0
FAMILY COTTAGE LLC	613,800	78,900
FANCHER, ELIZABETH A. &	37,100	0
FANCHER, ELIZABETH ANNE & LOF, PER-ANDERS	685,000	165,100
FANT, ALLAN R & DONNA E	146,400	0
FARKAS, WILLIAM T	165,100	70,500
FARLEY, DENNIS J & BARBARA L.	23,800	0
FARNUM, COURTNEY L	53,500	159,400
FARQUHAR, KAREN D REV TRUSTEE	300,000	251,600
FAULKNER, ANNE H & EMILY M &	46,000	0

ST GEORGE TAX LIST

Owner's Name	Current Land	Current Building
	Value	Value
FAULKNER, JAMES D & ARLENE S	77,500	138,800
FAUSTINI, JEAN B	123,200	203,600
FAUSTINI, ROBERT D & BEVERLY	50,300	69,700
FAUSTINI, ROBERT D & BEVERLY	25,600	24,400
FAUSTINI, ROBERT J.	54,000	85,800
FEERO, MARGARET M.	35,200	0
FEERO, W. GREGORY &	97,600	125,800
FEERO, WILLIAM G & SCHUMACHER-FEERO, LINDA A	161,900	0
FELL III, JOHN R & EVELYN V I	33,400	0
FELL, JOHN R. III & EVELYN	219,800	396,400
FELTON, MICHAEL R & KEELY G	59,900	159,000
FENNESSEY, ANNE	39,600	94,900
FEORE, LEE M. & SULLIVAN, JOYCE	457,000	171,700
FERGUSON, LESLIE P & CHRISTOPHER	53,500	180,000
FERNANDS, FRANCIS & ELIZABETH	156,300	215,600
FERRA, JOSEPH D LIVING TRUST DTD 12/31/2011	46,900	125,100
FERRIER, DONALD R & LINDA M	192,900	84,600
FERRIS, FREDERICK A & KATHLEEN A	272,100	0
FIELDS, MARGARET	329,700	109,600
FILLEBROWN, DONALD E & MARY JANE	33,300	73,900
FIRST BAPTIST CHURCH	29,800	155,400
FISCHER, KATHERINE & STEVENS, JASON	149,200	130,200
FISCHER, TATIANA P	693,500	592,800
FISKE FAMILY REVOCABLE TRUST	342,100	0
FISKE, PERCIE	57,600	91,900
FLACK, HOWARD & DEBORAH	23,400	0
FLACK, HOWARD I, & DEBORAH T.	84,400	162,500
FLENKE, VELMA R.	106,100	182,700
FLINCHBAUGH, RICHARD W.	280,000	343,000
FLINT, PETER & L FERRIS	199,500	0
FLYNN, PAMELA E	351,100	241,400
FOGG, ALICIA	54,100	75,900
FOLKES, WILLIAM G & DORIS P	825,500	413,700
FORD, CHARLES A	46,400	0
FORD, CHARLES A.	108,800	0
FORD, JO ANN A.	457,300	159,100
FORD, JO ANN A.	319,800	0
FORGET, GARY W & ROBIN M	458,300	35,000
FORMAN, DANIEL J. & SUZANNE GAYE	61,200	194,200
FORTY TWO WATTS AVENUE, LLC	77,300	110,700
FOSS, CHRISTINE	312,900	78,000
FOSS, FAITH L	24,400	0
FOSS, FATH L	80,100	215,600
FOURNIER, JUSTIN J. AND BRENDA L.	75,300	120,300
FOWLES, WAYNE E & JEAN L	30,600	126,200
FOWLIE, PAUL R & PATRICIA C	55,100	43,000
FOX, STANLEY W. & KATHLEEN A.	57,300	189,300
FRANCAVILLA, SUSAN W. & GILBERT L	475,500	173,300
FRANCES HOUSE, LLC	38,200	113,800
FRECHETTE, GEORGE M. & JOLINE M.	122,300	71,700

ST GEORGE TAX LIST

Owner's Name	Current Land	Current Building
	Value	Value
FREEMAN, RICHARD K. & ELLEN S.	46,800	274,200
FREITAG, TRUSTEE, E G OF E G FREITAG REV TRUST	343,500	170,300
FRENCH, CHARLES A	319,200	156,600
FRENCH, CHARLES A	48,000	36,100
FRIARY, DONALD R & GRACE T	217,100	144,200
FRIBERG, RONALD B. & KATHY J., TRUSTEES	46,700	0
FRIBERG, RONALD B. & KATHY J., TRUSTEES	30,100	0
FRIEDER, DEBORAH & LAHAIT, A.J.	25,300	0
FRIEDER, DEBORAH & LAHAIT, A.J. III & AMY F.	101,000	131,200
FRIES, ROBERT A & TEAL, DEBORAH A	505,100	412,900
FRITZ, SCOTT G. &	58,000	140,300
FULLER, NATHAN E & THELMA	354,600	187,000
FULLER, NATHAN E & THELMA	49,500	0
FUNK, LINDA L	51,600	112,800
FUNKHOUSER, LUCY F	50,500	133,100
FUNKHOUSER, MARION W.	63,400	196,400
GAFFEY, SALLY J. & JAMES P.	22,800	132,300
GAGE, MARILYNN B. ESTATE	957,200	252,200
GALLANT, KEITH B	682,100	79,200
GAMAGE, DAVID A.	185,500	23,600
GARRATT-REED, ANTHONY J & CAROLYN L	53,500	231,000
GARRATT-REED, CAROLYN L.	25,700	76,200
GARRETT, PATRICK & JENNIFER	80,000	304,000
GATTOZZI, PAUL V. & LAUREENE M.	99,200	9,500
GATTOZZI, PAUL V. & LAUREENE M.	46,300	95,300
GAUDETTE, MARY T	45,000	129,100
GAUDETTE, PAUL E & BILLIE	24,100	0
GAUDETTE, PAUL E & BILLIE	59,800	187,700
GAUDIO, EMILY N	97,300	33,900
GAUTHIER, DAWN	44,000	109,300
GAUTHIER, DAWN	38,100	12,000
GAUTHIER, DAWN	145,500	129,100
GAUVIN, DONALD R & NANCY E	165,400	285,500
GE CAPITAL COMMERCIAL INC	0	0
GEE, JOHN K & MICHELE E	101,800	244,700
GEEL, PATRICK & CAROLEE	23,100	173,100
GEORGES RIVER LAND TRUST	66,300	0
GERHARD, JONATHAN S. & DEBRA N.	57,400	90,300
GERO, MICHAEL G. & MAL DIANA	398,300	245,900
GETSINGER, ANN W	6,700	0
GIGGEY, ELIZABETH A	55,900	133,000
GILL, KENNETH E & LORRAINE L	109,700	250,900
GILL, PAUL G. III & MICHELLE	123,200	210,000
GILLESPIE, MARGARET A.	46,600	180,400
GIROUX, ELIZABETH F.	56,900	120,900
GLASER, EDWARD B & MICHAEL J AND	547,000	193,100
GLASER, MICHAEL J & LAWRENCE M &	47,800	0
GLASER, MICHAEL J & LAWRENCE M &	242,600	213,700
GLENMERE CHURCH LLC	89,700	134,000
GLENMERE CHURCH LLC	0	139,300

ST GEORGE TAX LIST

Owner's Name	Current Land	Current Building
	Value	Value
GLENN, SARA S.	56,600	147,800
GLENNON, JR., ROBERT J & ADAM, KAREN S	683,500	395,800
GLOEDE, WILLIAM F & YVONNE K	215,900	246,000
GODFREY, JOLINE	188,000	99,600
GODIN, RUTH E., QUALIFIED PERSONAL	227,600	170,100
GOLDSMITH, ANN, TRUSTEE	243,000	190,400
GOLDSMITH, DANA & CAROL	25,000	0
GOODALE, ANNE M.	62,200	219,900
GOODNOW, CYNTHIA; JACOBSON, WENDY & WILLIAMS, TR	19,300	0
GORMAN, CARRIE B	6,500	0
GORRILL, THOMAS L & BARBARA A	350,600	258,700
GOSS, MARIE	46,900	211,800
GOWER, GENE & ROOT, MARY	160,000	135,800
GRACE, DEBORAH R., & CONDON, WILLIAM W	64,100	88,500
GRAF, JAMES & RAQUEL	0	44,000
GRAF, JAMES E. II	462,600	452,300
GRAF, LAWRENCE R	29,000	0
GRAF, LAWRENCE R.	52,500	32,800
GRAF, STEVEN & DONNA V	53,700	165,100
GRAFTON, ROBERT K & THURSTON, KAREN A	24,200	0
GRAMAS, DEIRDRE	684,100	352,400
GRANT- KURR, DOROTHY L.	52,000	230,700
GRANT, JOHN H.JR. & SUE A.	77,900	0
GRANT, SUE A.	362,200	43,500
GRANT, SUE ADAMS	456,900	61,700
GRAY, LLOYD J., JR.	78,200	156,600
GREEN, HEIDI	117,100	139,200
GREEN, HEIDI	18,900	0
GREEN, JAMES A & DEBORAH L C	53,700	180,300
GREEN, MAX	107,600	106,500
GREENHALGH, LEONARD	50,000	0
GREENHALGH, LEONARD	79,700	541,500
GREENMAN, ELIZABETH &	125,000	75,300
GREGG, JAMES W.	99,300	322,200
GREGG, MICHAEL & ELIZABETH	416,600	0
GREGG, MICHAEL & ELIZABETH	221,800	124,100
GREGOIRE, JANET L & JAMES F	381,600	136,300
GREINER, MARY ANNE P.	30,200	131,500
GREY, LORNA H	236,500	71,400
GRIER, DOUGLAS A. & HARRIET C.	602,100	392,000
GRIERSON, LORNA	53,700	124,300
GRIERSON, WILLIAM JR	20,700	0
GRIFFEL, SANDRA L TRUST	113,300	0
GRIFFEL, SANDRA L TRUST	96,100	128,500
GRIMES, ANNE, TRUSTEE	633,300	105,500
GRIMES, ANNE, TRUSTEE	0	189,000
GROGAN, THOMAS & NANCY	473,700	130,600
GROSSBAUM, JOHN J. & BARBARA T.	6,200	0
GROSSBAUM, JOHN J. & BARBARA T.	219,500	290,600
GROTH, MARIANNE	53,500	87,500

ST GEORGE TAX LIST

Owner's Name	Current Land Value	Current Building Value
GUILMETTE, LINDA; TRUSTEE	117,500	0
GUMZ, F MARK & SUSAN C	354,400	354,000
GUPTILL, DARREL	0	26,700
GUPTILL, LEANDER ET AL	66,500	13,500
GURGUL, DENNIS J & YAGER, CAROL C	82,500	194,600
GURNIS, PETER J & MAYO, ERIN P	38,900	138,200
HAAS, SUSAN M & HENRY M	352,400	429,700
HAGENBUCH, P MICHAEL & BARLOCK, YVONNE M	58,400	179,300
HAGER, LELAND S	508,800	0
HAGER, SALLY E	685,900	227,400
HAIGHT, GLEN & DIANE	12,000	0
HAIGHT, GLEN E & DIANE	34,000	0
HAIGHT, GLEN E & DIANE	0	12,300
HAINES FAMILY REALTY TRUST	238,700	430,300
HALCYON POINT, LLC	0	24,200
HALCYON POINT, LLC	656,900	137,900
HALE, DEAN & SARAH	80,400	140,200
HALL FAMILY LIMITED LIABILITY CO.	91,900	0
HALL FAMILY LIMITED LIABILITY CO.	96,400	0
HALL, A TRUE	72,000	141,600
HALL, A TRUE & SHIRLEY L &	55,400	0
HALL, DIANE L	77,300	164,800
HALL, DIANE L	95,800	239,500
HALL, DIANE L	96,300	93,200
HALL, ETTA (LE)	59,500	173,900
HALL, GARY A	56,300	211,900
HALL, GEORGE C. & SONS	214,000	0
HALL, GEORGE C., DEVISSSES OF	22,200	13,200
HALL, GEORGE C., DEVISSSES OF	22,200	18,200
HALL, GERALD E & SUZANNE M.	83,600	54,800
HALL, GERALD E & SUZANNE M.	344,500	429,900
HALL, GERALD E.	53,100	0
HALL, GLENN E	83,200	157,700
HALL, GLENN E	15,600	22,700
HALL, GLENN E. & LUCINDA	129,100	0
HALL, GLENN E. & LUCINDA	54,800	150,900
HALL, GLENN E. & LUCINDA	54,000	0
HALL, HUGH J & FRANCIS F & WILLIAM A	683,200	55,700
HALL, HUGH J & FRANCIS F & WILLIAM A	52,100	0
HALL, HUGH J. & FRANCIS F. & WILLIAM	24,700	0
HALL, JANE L	37,100	73,500
HALL, JOHN M & LYNNE G	85,600	148,200
HALL, LUCINDA M.	56,600	113,100
HALL, RONALD E & JANE L	160,600	183,200
HALL, RONALD E & JANE L	54,300	42,200
HALL, RONALD E.	81,500	25,600
HALL, RONALD E.	13,400	0
HALL, RONALD E.	43,400	0
HALL, SANDRA A	61,500	142,600
HALPERN, NANCY & SOKEL, ANDREW	230,100	393,900

ST GEORGE TAX LIST

Owner's Name	Current Land	Current Building
	Value	Value
HAMALAINEN, DAVID K	37,400	0
HAMALAINEN, DAVID K & ARACELLI	467,500	88,200
HAMANN, KATHLEEN	681,700	349,800
HAMILTON, NANCY	166,400	46,500
HAMILTON, NANCY D.	326,700	130,100
HAMMATT, R. BRUCE JR. & ALICIA G.	700,000	534,300
HAMMERMEISTER, J THOMAS & CONSTANCE W	683,900	428,400
HAMPTON FALLS INVESTMENT LLC	456,000	136,400
HAMPTON, NIGEL & ANNA	35,800	0
HAMPTON, NIGEL & ANNA	283,400	50,300
HANLEY, JILL M	61,200	103,200
HANLON, JR, JOHN R	982,000	1,019,900
HANNEMANN, PAUL T.	688,000	263,800
HANNEMANN, PAUL T.	1,653,800	192,600
HANSELL, KATHRYNE C LIVING TRUST	233,300	231,700
HANSEN, DENNIS & GEORGIA	43,400	75,600
HANSEN, ERIC J	36,700	0
HANSEN, JOHN L	57,300	175,800
HANSON, STANWOOD & BARBARA	25,400	14,000
HANSON, STANWOOD & BARBARA	53,500	147,700
HANSON, STANWOOD & BARBARA AND	228,100	0
HARDT, KATHRYN A.	79,300	135,000
HARDY, WILLIAM L. & KAREN A.	110,900	2,200
HARDY, WILLIAM L. & KAREN A.	330,500	108,200
HARGREAVES, ANDEW & GILLIAN K.	48,800	132,600
HARJULA, DAVID E & VALERIE	243,700	140,500
HARJULA, GERALD W. JR. & JEFFERY K. &	13,000	0
HARJULA, GERALD W. JR. & JEFFERY K. &	8,300	0
HARJULA, GERALD W. JR. & JEFFERY K. &	18,300	0
HARPER, GARY & KATHARINE	87,400	153,600
HARPER, GARY & KATHARINE	32,400	0
HARPER, GARY & KATHARINE	55,600	126,900
HARRINGTON COVE COTTAGE, LLC	54,500	141,800
HARRIS, JOSEPH P.,JR.	59,000	36,400
HARRIS, PETER L	737,200	375,900
HARRIS, ROBERT R. & KATHLEEN D.	462,500	498,600
HARRIS, ROSS J & ALICE I	379,400	122,300
HARRIS, WILLIAM B & GEORGINA M	175,000	0
HARRIS, WILLIAM B. & GEORGE F.	381,500	59,900
HARRISON, JR, LAWRENCE E & JANE E	234,500	202,400
HARRISON, MICHAEL F, HARRISON, SCOTT & JAMES,	226,200	57,800
HARRISON, PETER E.	29,800	0
HART, GEORGE A. JR.	0	95,400
HART, GEORGE A. JR.	564,300	243,600
HART, JR., GEORGE A	60,000	156,800
HART, JR., GEORGE A	55,800	131,900
HARTY, COLLIN D. & LEANNE K.	99,600	91,500
HARVEY, ANDREW J & NICHOLE R	22,200	112,300
HASKELL, DARRYL J.	36,800	95,600
HASKELL, DAVID W.	58,100	87,500

ST GEORGE TAX LIST

Owner's Name	Current Land	Current Building
	Value	Value
HASKELL, ROBERT L	55,500	103,000
HASTINGS, DAVID	80,300	163,900
HATFIELD, COLIN	56,500	87,700
HAUBS GEORG M & ANJA	232,000	465,100
HAUPT, CARUS D	66,000	139,200
HAUPT, G ROY & CHAMBERLAIN, DOUGLAS	52,100	0
HAUPT, G. ROY & WALLSTROM, WILLIAM B.	54,000	0
HAWES, FORREST & PAMELA	441,300	0
HAWKINS, DAVID P.	682,200	307,000
HAWKINS, JOHN & MALONEY, JOANNE	137,300	73,400
HAWKINS, JOHN & MALONEY, JOANNE	0	25,100
HAWLEY, ELAINE T	34,400	0
HAWTHORN POINT TRUST	63,300	0
HAYDEN, JENNIFER C. (PERS. REP.)	430,100	201,100
HELLERSON, ROBERT K	68,400	251,700
HEMPSTONE, SMITH & KATHALEEN F	178,800	167,900
HENDERSON, PETER & LYNNA REV TRUST	974,200	325,300
HENDERSON, SUSAN L	55,700	198,600
HENLEIN, CARL & BARBARA	456,000	329,600
HENLEIN, CARL & BARBARA	12,400	3,400
HENRY, ARTHUR	0	15,500
HENRY, ARTHUR	20,800	0
HENRY, FREDERICK	0	17,300
HENRY, WALTER	0	20,500
HERRING GUT LEARNING CENTER TRUST	366,000	399,100
HERRING, GERALD	53,500	124,100
HERROD, SHELBY	224,000	154,900
HEWITT, JEAN J	461,900	90,200
HEWITT, JEAN J.	47,500	212,000
HEWLETT, MARY K. TRUST	467,900	397,900
HEY, ELIZABETH T	291,900	198,500
HICKEY, ROSS	39,600	119,600
HICKEY, WILLIAM R	28,000	0
HICKEY, WILLIAM R, TRUSTEE	69,000	77,600
HIGDON, JOSEPH R. & SUDOW, ELLEN L, TRUSTEES	689,000	1,252,600
HIGLEY, BRIAN & RASMUSSEN, MARGARET	86,400	193,300
HILCHEY, ELAINE L & DANIEL P	52,500	123,900
HILCHEY, ELIZABETH B & BLACK, TIMOTHY H	67,200	69,700
HILCHEY, GARRETT P & VALERIE R	57,200	163,100
HILL, DAWN	276,000	126,400
HILL, R. CARLTON	61,600	210,800
HILL, RICHARD	77,500	0
HILL, RICHARD AND SHEILA	352,000	48,700
HILLIARD, CHRISTINE & MORGAN	60,700	161,900
HILT, JOYCE; , STANLEY, MAXINE ET AL	60,500	92,800
HILT, WAYNE & JOYCE	59,300	243,000
HINKLEY, LUCINDA M	22,300	120,800
HISTORIC PORT CLYDE OCEAN HOUSE LLC	147,800	474,700
HJD, LLC	398,300	733,500
HOBBY FAMILY REV TR DTD 10/20/16	148,500	214,900

ST GEORGE TAX LIST

Owner's Name	Current Land	Current Building
	Value	Value
HOBBY, SANDRA & LARSON MILLER, LISA C	66,200	164,600
HOCHE, DAWN	61,200	177,100
HODGDON, PAUL E. & PAMELA S.	169,500	163,400
HODGKINS, SCOTT W. & HOWARD, BRIAN	35,700	221,300
HOEDTKE, NORMAN F - LE (2/3 INT) &	506,600	103,400
HOFF, JOHN S & BERKSHIRE, LAURA B	462,700	738,200
HOFFMAN, KARL	65,400	111,000
HOFFSES, JODY M.	54,200	101,000
HOFFSES, VICTORIA D & CORMIER, MICHAEL F	79,700	125,600
HOLDEN, REED K & CAROLYN F	690,000	520,100
HOLLAND, LESLIE GRANT	42,800	105,600
HOLLICKER, JOHN C; HOLLICKER, KATHRYN L	42,300	116,700
HOLLOWAY, PETER R	228,700	170,900
HOLMES, BARBARA W	292,400	130,700
HOLMES, GABRIELE B	456,000	129,900
HOLMES, GABRIELE B	22,200	22,800
HOLMES, GABRIELE B.	25,000	0
HOLMES, GREGORY M.	56,400	319,000
HOLSTEIN, TRACI ELIZABETH	92,700	111,300
HOLUB, DONNA C. & JOSEPH JR.	464,400	499,000
HOODACK, LAWRENCE J. & MARY M.	114,000	113,300
HOOPER, CAROLINE A	55,900	108,400
HOOPER, FIONA MARY BAIGRIE	201,800	138,000
HOOPER, FIONA MARY BAIGRIE	178,800	126,300
HOOPER, MICHAEL A	53,600	179,300
HOPPE, TIMOTHY & ANN	60,500	137,700
HOUGHTON, MAREN B, WIDOW	250,200	68,300
HOUGHTON, MAREN S &	161,900	159,200
HOUSTON, JOYCE ANNE	80,100	171,700
HOWE, GARDNER	169,700	0
HOWE, NAOMI K.	467,500	19,100
HOWE, NAOMI K.	154,700	350,900
HOWE, NAOMI KATHLEEN	72,800	166,800
HOWELL, BARBARA A., TRUSTEE	231,000	476,100
HOWELL, WALTER W., TRUSTEE	172,100	3,300
HOWLAND, GREGORY L & CORINNA	87,900	175,300
HOWLAND, GREGORY L & CORINNA	77,600	130,600
HOYT, SHERMAN & SUZANNE	576,500	221,500
HRITZ, ANN J	156,200	286,400
HUBER, JACQUE R & LINDA	161,900	195,000
HUEY, ALFRED M & BARBARA P	148,700	254,000
HUGHES, JENNIFER M & LEE H	166,000	114,700
HUGHES, ROBERT J & PATRICIA N K	368,800	183,600
HUGO, JOHN T TRUSTEE & HUGO IV, CHARLES J TRUSTEE	248,600	173,100
HUPPER LANE, LLC	54,500	96,000
HUPPER, ALAN G & CRAIG C &	23,400	6,700
HUPPER, ALAN G & LESLIE S	346,900	295,700
HUPPER, BLANCHARD G.	19,000	9,800
HUPPER, BRIAN R & LEAH P	59,700	237,400
HUPPER, CRAIG	75,500	38,500

ST GEORGE TAX LIST

Owner's Name	Current Land	Current Building
	Value	Value
HUPPER, CRAIG C	37,200	49,900
HUPPER, CRAIG C & JILL M	282,400	207,300
HUPPER, DAVID A.	51,000	247,700
HUPPER, DAVID R. & MARIAN F.	252,900	165,600
HUPPER, DOREEN F.	182,800	57,200
HUPPER, DOREEN F.	53,700	0
HUPPER, ELOSIA IRREVOCABLE TRUST	387,800	305,600
HUPPER, ELOSIA IRREVOCABLE TRUST	77,100	7,900
HUPPER, JOHN R	0	6,600
HUPPER, JOHN R	58,300	22,400
HUPPER, JOHN R ESTATE	620,100	120,100
HUPPER, JOSHUA	53,800	0
HUPPER, JOSHUA	53,900	129,300
HUPPER, LUCY & GREY, L & KARNES, D&J	4,000	0
HUPPER, LUCY & GREY, L & KARNES, D&J	92,500	0
HUPPER, LUCY & GREY, L & KARNES, D&J	691,300	21,400
HUPPER, MARSHALL E	61,300	122,000
HUPPER, MARVON W & CAROL A	44,300	131,600
HUPPER, NEAL P & LORRAINE	187,700	26,000
HUPPER, NEAL P & LORRAINE	88,100	0
HUPPER, NEAL P & LORRAINE	149,300	157,100
HUPPER, SIERRA	21,200	0
HUPPER, WHITNEY	54,600	60,400
HURRICANE ISLAND OUTWARD BOUND		117,300
HURRICANE ISLAND OUTWARD BOUND		129,500
HURRICANE ISLAND OUTWARD BOUND SCHOOL, INC	971,900	327,600
HURTT, ANNIE LAWRIE D, TRUSTEE OF THE	502,000	339,000
HUTCHINSON, ALBERT	31,000	0
HUTCHINSON, BRETT	33,600	100,700
HUTCHINSON, BRETT	16,000	0
HYDEAWAY, LLC	690,400	151,400
HYND, DAVID A & GAYLEA	60,100	0
HYSZCZAK, KENNETH C & HARTY, MAURA M	158,600	159,000
HYVARINEN, MICHAEL G & MICHELLE A	123,000	169,600
I O O F #32	56,900	311,300
IACONO, WILLIAM R. &	212,200	233,900
ILIFFE, WILLIAM F JR	13,700	0
ILIFFE, WILLIAM JR	55,600	188,300
IMLAY, JEANNETTE G (TRUSTEE)	660,400	128,500
INERGY PROPANE LLC	0	0
INGALLS, JANE A ET AL	125,000	161,600
INGALLS, MARY S, TRUSTEE	456,000	166,900
INGRAHAM FAMILY TRUST	458,800	56,400
INGRAM, DELLA M.	54,500	119,300
IRVING, HEATHER E., TRUSTEE	259,300	144,800
IRWIN, CAROLINE	287,000	157,800
IRWIN, CAROLINE W	393,100	95,700
JACKSON MEMORIAL LIBRARY	86,100	1,255,400
JACKSON, LINDA J	46,600	141,300
JACOBSON, DONALD M	239,000	106,900

ST GEORGE TAX LIST

Owner's Name	Current Land	Current Building
	Value	Value
JACOBSON, KENNETH A	60,000	112,400
JACOBSON, STEVEN R & ROSEMARIE A	45,500	121,000
JALBERT, JAMES & SANDRA	620,800	174,200
JANELLE, WILLIAM P. & TRACY J.	28,300	0
JARRATT, MARK E & DARLENE J	121,800	73,800
JARRETT, STEVE	7,900	12,100
JEFFERY, ANTHONY & MARY	456,000	227,900
JENKINS, ROBERT D (DECLARATION OF TRUST)	457,400	206,900
JETMAX, LLC	39,900	19,500
JEWELL, NEAL M & JOAN M	101,600	25,300
JEWELL, NEAL M & JOAN M	268,400	79,000
JEWETT, ERIC W & BARBARA L	80,900	0
JOAS, BRIAN A & BRITTANY B	71,300	51,200
JOHANSON, KATHRYN R.	29,800	101,900
JOHNSON, DALE & ANGELA	25,500	0
JOHNSON, ELISABETH REMY	51,000	0
JOHNSON, ELIZABETH G.	234,900	291,600
JOHNSON, ELMER	30,800	0
JOHNSON, ERNEST W &	134,300	360,500
JOHNSON, JENNIE L.	11,900	0
JOHNSON, JENNIE L.	57,900	102,200
JOHNSON, JUDITH M	49,200	39,900
JOHNSON, PETER A, IRA	25,900	5,900
JOHNSON, PHILIP G & DEBRA L	0	54,200
JOHNSON, PHILIP G & DEBRA L	116,800	370,400
JOHNSON, RAMONA L.	77,300	46,300
JOHNSON, REBECCA	53,900	144,300
JOHNSON, RUSSELL J.	101,700	71,000
JOHNSON, RUSSELL L.	59,800	87,900
JOHNSON, WILLIAM J SR.	31,100	0
JOHNSON, WILLIAM J SR. & DEBORAH	49,500	93,200
JONES, DANIEL L & NANCY J	59,500	57,800
JONES, DANIEL L & NANCY J	29,400	0
JONES, DANIEL L & NANCY J	20,500	0
JONES, HEIDI	505,700	99,400
JONES, HEIDI	3,000	0
JORDAN, MICHAEL B. & KAREN B.	302,800	351,800
JOSEPH, BETTY JANE	36,600	0
JOSEPH, BETTY JANE	76,900	295,500
JOSEPH, STEPHEN M. & NEVA E.	83,800	336,800
JOSEY, ALDEN D REV TRUST (1/2 INT)	52,700	99,400
JOSLIN, PETER L. & VIRGINIA H.	158,100	578,100
JUDGE, THOMAS P & GROCE, SUSAN H	49,600	212,900
JUST, PETER & ANNE	4,500	0
KAHN, PATRICIA & RICHARD J.	78,700	60,400
KAHN, PATRICIA M.	351,200	237,800
KAKDE, SUHAS S & BRAEUNING, MARY PATRICIA	891,000	406,200
KALLI AND REUBEN, LLC	306,200	654,200
KALLIO, ELIZABETH L	75,300	85,100
KALLOCH, KATHERINE M	41,900	88,700

ST GEORGE TAX LIST

Owner's Name	Current Land Value	Current Building Value
KALLOCH, NORMAN JR	234,600	188,800
KAMLIN, PATRICIA, & BOOVER, ANN M	61,700	167,100
KANE, JOSEPH W & B SUZANNE	91,500	55,200
KANE, JOSEPH W & BONNIE SUZANNE	108,800	224,300
KANE, KYLE A, TRUSTEE FOR KYLE ANN	307,900	107,600
KANGAS FARM, LLC	688,000	49,700
KANGAS FARM, LLC	31,600	0
KANGAS FARM, LLC	288,100	0
KANGAS, SHIRLEY G. & WAINO J.	89,800	348,900
KAPPOS, DAVID & KIMBALL, LESLIE	510,200	324,600
KARAHALIS, JULIA & NEUBAUER, EDWARD	70,000	120,700
KARL, JEANNE E	233,200	180,000
KARLSSON, PAUL, KEITH AND GAIL	122,100	64,800
KARLSSON, PAUL, KEITH AND GAIL	38,000	0
KARNES, D.B. & HUPPER, M.& GREY,L	5,500	0
KARNES, DIANE B	36,200	0
KATSEL, ROBERT R & CHRISTINE N	31,700	0
KEARL, ALAN M & WEINHEIMER, BECKIE	339,700	166,100
KEATING, MICHAEL	327,400	99,700
KEEGAN, CHRISTOPHER G & SOLVEIG M	60,700	262,000
KEENE, ROBERT B & SHEHADE, KAREN	5,500	0
KEENE, ROBERT B & SHEHADE, KAREN	411,900	44,900
KEIZER, JAMIE V.	56,100	96,000
KELLEY, ERNEST	50,700	162,600
KELLEY, GAVIN P & DONNA M	453,700	202,400
KELLEY, KURTIS C. & DIANE BRANDT	262,900	338,900
KELLEY, MARGOT ANNE & ROBERT TRUSTEE	822,900	1,076,200
KELLEY, MARGOT ANNE & ROBERT,TRUSTEE	11,900	0
KELLEY, RUSSELL W. AND	238,700	267,000
KELLY, MARY HALL & RICHARD J.; TRUSTEES	36,200	151,300
KENNEDY, CHARLES J. & NIKKI L.	53,500	168,100
KERR, ELEANOR OWEN & PATRICK J	457,400	469,200
KERWIN, ROBERT W & LORRAINE C. TRUSTEES	681,800	391,800
KICK, PETER W.	77,300	122,600
KIELEY, LEONARD H (TRUSTEE)	360,100	128,500
KILAYKO FAMILY TRUST	232,800	584,200
KILBRIDE, KEVIN P & CASSIE A	52,800	192,700
KILEY, MARGARET M.A.	25,500	0
KILGOUR, GAIL S	272,600	0
KINGSBURY, DANIEL P. & TANIA R.	157,900	171,200
KINGSBURY, GAIL L.	185,100	90,000
KINGSBURY, TIMOTHY &	39,200	218,500
KINNEY MELQUIST POST	0	86,500
KINNEY MELQUIST POST	44,400	117,500
KINNEY, ARNOLD & ELEANOR (1/2 INT)	132,800	166,200
KINNEY, ARNOLD A & KINNEY SUMNER W	35,200	0
KINNEY, ARNOLD A. & ELEANOR J.	136,200	280,800
KINNEY, ARNOLD A. & ELEANOR J.	76,600	0
KINNEY, ARNOLD A. & ELEANOR J.	56,000	0
KINNEY, SALLY JO	622,500	28,800

ST GEORGE TAX LIST

Owner's Name	Current Land Value	Current Building Value
KINNEY, SALLY JO	222,600	133,500
KIRCHBERGER, MADELEINE A	40,300	114,100
KIRK, NADA P. & JOSEPH N.; TRUSTEES	681,000	352,800
KJOS, BENTE & TALLEY, DAVID	54,800	161,700
KLAPFISH, MAURICE S. & ANN B.	52,700	211,300
KLINE, CHARLES C & LAURA G	1,042,700	932,000
KLINE, CHARLES C & LAURA G	513,500	0
KLINE, CLIFFORD H. & MARYANN R.	291,800	289,600
KLOMAN, BLAIR T, MCLEOD, JOHN H.	64,700	91,300
KLOMAN, CHRISTOPHER R. & PAMELA B.	49,400	130,600
KLOMAN, H. FELIX	94,700	0
KLOMAN, SARAH PENDLETON	618,600	301,000
KNAPP, AMY F & MICHAEL G	157,600	342,300
KNAPP, CARROLL D & JANET E	232,900	239,000
KNIGHT 2018 TRUST	26,700	0
KNIGHT 2018 TRUST	148,700	0
KNOWLES, JAMES H. TRUSTEE &	1,046,300	326,500
KNOWLTON, AMANDA L.	44,900	82,600
KNOWLTON, ANGELA K.	79,000	162,300
KNOWLTON, CHARLES L	118,900	112,000
KNOWLTON, CHARLES L.	53,500	10,100
KNOWLTON, WILLIAM J.	31,600	70,600
KNOWLTON, WILLIAM J.	67,500	60,000
KNOWLTON, WILLIAM J.	40,300	166,800
KNOWLTON, WILLIAM J.	27,200	24,600
KOEN, AVRAAM & DUBIN, JESSICA L	30,700	39,800
KOHL, JAMES E. & NANCY G.	515,700	3,900
KOHN, HERMANN D & UTE	60,600	219,100
KONIECZNY, DAVID K	282,300	260,700
KOPERWHATS, MARY JANE; ET AL	93,800	57,300
KORPINEN, JANET	140,200	185,100
KORPINEN, JANET AND LESLIE	113,200	0
KORPINEN, LESLIE	149,100	188,800
KOUNTZE, HALLETT P	61,500	156,000
KOWALD, WOLFGANG R & PAMELA J	237,800	368,300
KRANER, DAVID R & RUTH A LIVING TRUST	423,300	204,100
KRAUSS, MARGARET J. & GEORGE III	824,100	403,800
KRUSELL-WOOD TRUST	228,300	187,500
KUBLER, EDWARD & MARY-ALICE	245,000	375,800
KUNZ, PETER J & PENELOPE B	204,400	0
KUPCHUNAS, THOMAS R & CYNTHIA A	107,600	189,500
KUROWSKI, JOHN M & PAULINE K	12,800	0
KUROWSKI, PAULINE KNIGHT & KUROWSKI, JOHN MICHAEL	115,900	195,100
KWS, LLC	191,100	141,800
LACHANCE, BRIAN T. & KYLE M.	682,600	252,900
LACONTI, DONNA, TRUSTEE	63,500	133,600
LACOSS, RICHARD T & OLDHAM, CYNTHIA K	219,500	122,500
LAGUARDA, FERNANDO R & KATRINA G	26,700	0
LAGUARDA, FERNANDO R & KATRINA G	92,000	155,200
LAKEY, WILLIAM E & HOLLY A	60,800	391,300

ST GEORGE TAX LIST

Owner's Name	Current Land Value	Current Building Value
LAMB, J. DAYNE & STRATTON, GARDNER N. (TRUSTEES)	323,200	138,400
LAMB, MICHAEL & LINDA G.	23,400	0
LAMBERT, CATHERINE & BRENT	6,000	397,300
LAMBERT, DONALD H. & MARY C.	45,400	0
LAMBERT, DONALD H. & MARY C.	817,800	579,400
LANDERS, LISA J.	42,800	67,900
LANDSBERG, MICHAEL & LORRIE	387,800	72,600
LANG, JOSEPH S	113,100	0
LANG, JOSEPH S.	786,900	9,900
LANG, LUCINDA	167,900	0
LANG, WILLIAM & MARGARET D, TRUSTEES	401,100	297,500
LANTZ, PAULINE	38,900	59,900
LAPORTE, PAUL	237,000	160,500
LAROCQUE, THE ESTATE OF	294,400	155,500
LARRONDO, LAZARO P & JODI L	22,300	87,900
LARSEN, DAVID A	574,800	198,800
LARSON, RICHARD V & LESLIE	289,900	163,700
LASKEY, RICHARD M, TRUSTEE	154,700	0
LAURIA, SALVATORE S & JENNIFER A	236,400	0
LAVALLEE, WILLIAM & PAMELA	194,500	177,500
LAWRENCE, CALEB C & ELIZABETH B	475,300	504,900
LAWRENCE, ELIZABETH S & WAYNE B	63,500	187,100
LAWRY, TERENCE E. & PATRICIA	47,100	141,000
LAXTON, PATRICIA	0	187,500
LEAVITT, CHRISTOPHER & TRACY	55,000	172,400
LEBLANC, GRETCHEN A.	38,700	74,400
LECAPTAIN, KEVIN J & JESSICA D	46,600	157,300
LECLAIR, PRISCILLA	29,300	90,900
LEDOUX, ROBERT & PATRICIA	37,700	15,600
LEE, JAMES M. & SARAH G	122,200	193,400
LEE, MICHAEL D. & BAKER, FLORENCE	234,500	344,900
LEE, VIRGINIA J./JUDITH L/PATRICIA	232,500	189,300
LEGACY COTTAGE & OCEAN GARDENS, ME LLC	689,000	399,100
LEHMANN, ROBERT A & KIMBERLY A	235,500	104,500
LEHMANN, SUSAN E.	39,300	48,200
LEHTINEN, CONSTANCE	96,800	0
LEHTINEN, CONSTANCE	443,500	93,100
LEIGHT, DENNIS M & ANN MARIE	64,000	162,000
LEIMBACH, LYDIA SNOW & SNOW, EDWARD RAMSEY	378,600	52,700
LEMON, WILLIAM F JR & LAUREL A	189,800	0
LENTINE, HELEN C	771,200	311,000
LEPAGE, JON JR. & RUTH M.	352,000	248,600
LEPARULO, ANGELO P. & KARRY S.	78,200	185,500
LESHEFSKY, MARK & DENISE	128,800	150,100
LETH, JAN	261,300	433,200
LETOURNEAU, ALAN J & JANET B	39,600	152,900
LEVETT, ROSS A & SUSAN E	258,600	323,300
LEVIN, JONATHAN F. & PATRICIA	226,800	164,000
LEVINE FAMILY PORT CLYDE REALTY TRUST	212,300	148,300
LEVINE, ROBERT J	199,600	218,400

ST GEORGE TAX LIST

Owner's Name	Current Land Value	Current Building Value
LEWIS, JESSICA L	171,500	125,800
LEWIS, SHERIDAN L	72,500	0
LEWIS, SHERIDAN L	91,200	178,000
LEWIS, VERNON L	77,300	32,700
LEWIS, VERNON L.	76,200	152,000
LIBBY, GARY S.	50,100	141,900
LIBBY, GARY S.	11,900	0
LIBBY, GLEN	59,700	102,200
LIBBY, JASON M. & TAMMY L.	53,500	131,000
LIBBY, JUSTIN & BRASILI, ALEXANDRIA	84,800	156,700
LIDDLE, RICHARD & MORRILL-LIDDLE, JENNY	684,700	671,300
LIEBOWITZ, KATHRYN A.	260,800	140,400
LIMMEN, ROSEMARY R. & JOHANNES G.	84,000	278,300
LINDA'S LANDING LLC	687,400	383,600
LINDSAY, STEPHEN	1,500	15,000
LINDSAY, STEPHEN	47,500	247,400
LINSCOTT, ROBERT S	45,700	152,600
LIPSON, BENJAMIN & LIPSON, SAMUEL A	63,300	13,000
LIPSON, KEVIN J. & JAN A.	485,900	419,300
LIPSON, KEVIN J. & JAN A.	186,300	181,600
LIPSON, MARK & ALICE	198,800	203,500
LITCHFIELD, TRAYCE, TRUSTEE FOR THE	65,500	175,900
LITTLEHALE, FRANK P &	47,500	87,400
LIVINGSTON, JANET	42,800	83,700
LLOYD, GLORIA A	23,400	99,700
LLOYD, THOMAS W &	182,500	3,400
LLOYD, THOMAS W &	225,900	166,800
LLOYD, WHITNEY & GEORGIA L LMBD	123,000	153,400
LMBD	106,100	0
LOMBARDO, MONICA	44,300	112,900
LOMBARDO, PAUL & JEANETTE	55,400	134,200
LONG PROPERTY MANAGEMENT LLC	24,700	0
LONG PROPERTY MANAGEMENT LLC	43,300	0
LONG PROPERTY MANAGEMENT LLC	53,900	102,900
LONG PROPERTY MANAGEMENT, LLC	53,600	65,500
LONG PROPERTY MANAGEMENT, LLC	25,600	0
LONG PROPERTY MANAGEMENT, LLC	34,700	0
LONG PROPERTY MANAGEMENT, LLC	175,500	91,700
LONG PROPERTY MANAGEMENT, LLC	24,800	0
LONG PROPERTY MANAGEMENT, LLC	0	102,700
LONG PROPERTY MANAGEMENT, LLC	30,300	0
LONG PROPERTY MANAGEMENT, LLC	54,600	91,700
LONG PROPERTY MANAGEMENT, LLC	30,700	0
LONG, CHERYL L.	18,900	105,000
LONG, DEAN & HEATHER	31,200	103,800
LONG, JUSTIN	68,900	0
LONG, JUSTIN	22,700	53,200
LONG, JUSTIN	52,500	94,400
LONG, MICHAEL S. & ANGELA D.	19,200	188,300
LOOK EAST INVESTMENTS, LCC	205,500	521,000

ST GEORGE TAX LIST

Owner's Name	Current Land Value	Current Building Value
LOOK EAST INVESTMENTS, LLC	754,500	800,700
LOOK, HAROLD JR & RAMIG, JOAN	5,800	0
LORD, ALAN & REBECCA	4,100	0
LORD, ALAN B & REBECCA	43,100	130,900
LORD, FREDERICK H	78,100	109,600
LORD, HELEN	370,500	108,700
LORD, JAMES P.	30,500	22,800
LORD, JOHN U (70.36%) & LORD, KENNETH M (29.64%)	1,284,000	583,300
LORD, JOHN U (70.36%) & LORD, KENNETH M (29.64%)	351,200	0
LORD, MARIE W.	39,400	140,000
LORD, MARTHA U. REV TRUST	43,800	0
LORD, MARTHA U. REV TRUST	35,800	0
LORD, SCOTT M. & SHEENA	55,300	205,900
LORRAINE, MIRANDA	91,800	0
LOVE GROUP JOINT VENTURE	23,000	0
LOVE, ANDREW & ROBERTSON, BRUCE	681,700	371,100
LOVE, ANDREW & SMITH/LAWRENCE ET AL	64,700	0
LOVE, ANDREW JR	125,100	0
LOVE, ANDREW S	166,500	0
LOVE, ANDREW S	34,600	0
LOVE, ANDREW S	513,500	0
LOVE, ANDREW S	24,100	0
LOVE, ANDREW S	57,100	0
LOVE, ANDREW S	823,800	663,600
LOVE, ANDREW S	513,300	0
LOVE, ANDREW S	47,700	0
LOVE, ANDREW S	513,300	0
LOVE, ANDREW S JR	178,300	167,700
LOVE, ANDREW S JR	33,800	0
LOVE, ANDREW S JR	36,300	68,300
LOVE, ANDREW S JR	513,300	0
LOVE, ANDREW S JR	37,600	0
LOVE, ANDREW S.	757,500	148,500
LOVE, ANDREW S.	483,300	92,900
LOVE, ANDREW S.	106,500	10,900
LOVE, ANDREW S., JR.	515,300	0
LOVE, DANIEL S.	145,300	0
LOVE, JR, ANDREW S	513,300	0
LOVINGGOOD, TERESA L	479,800	148,500
LOWENSTEIN, ROGER & SLOVIN, JUDITH	191,200	205,800
LUBS, PETER L & PAMELA L	49,300	188,300
LUBS, PETER L & PAMELA L	14,300	0
LUCAS, BETTY W	681,000	248,800
LUDMAN, EARL A. & KATHLEEN W.	460,700	333,800
LUEDTKE, LUTHER S. & CAROL	119,100	167,700
LUEHRMAN, TIMOTHY A.	459,800	244,600
LUNT, MICHAEL	49,800	111,100
LUNT, NICHOLAS S	59,500	213,200
LUNT, WILLIAM S & PAULA J	56,200	314,900
LUZIUS, SUZANNE SANDERSON	54,800	172,600

ST GEORGE TAX LIST

Owner's Name	Current Land Value	Current Building Value
LYON, NATHANIEL TRUSTEE FOR	104,700	165,000
MACADAMS, LAWRENCE H & BARBARA J	40,900	108,900
MACCAFFRAY, ANDREW D.	58,200	137,100
MACDONALD, EK REVOCABLE LIVING TRUST	224,100	575,300
MACDONNELL, JOHN L; TRUSTEE	219,100	30,800
MACHEMER, GRACE	34,900	0
MACHEMER, GRACE S.	510,600	198,500
MACK, LINDA D.	21,800	0
MACKIE, BONNIE	60,100	22,800
MACMILLAN, ANDY	56,200	0
MACMILLAN, ANDY	51,100	0
MACMILLAN, ANDY	54,600	0
MACMILLAN, ANDY	51,700	0
MACMILLAN, ANDY	53,800	0
MACSATA, FRANCIS E & LYNN A	146,500	158,700
MACVANE, BRUCE W. & SALLY	60,900	260,800
MAFOLIE NORTH INC	833,900	331,200
MAHAN, EDNA E & BARRETT, JAYNE L	218,800	32,600
MAHONEY, JANE C & KELLY J	336,700	193,700
MAINE COAST HERITAGE TRUST	416,400	0
MAINE COAST HERITAGE TRUST	256,700	0
MAINE COAST HERITAGE TRUST	284,100	0
MAINE COAST HERITAGE TRUST	55,400	0
MAINE COAST HERITAGE TRUST	12,300	0
MAINE COAST HERITAGE TRUST	53,100	0
MAINE COAST HERITAGE TRUST	12,800	0
MAINE COASTAL HABITAT FOUNDATION	50,300	0
MAINE COASTAL HABITAT FOUNDATION	378,300	0
MAINE COASTAL HABITAT FOUNDATION	29,000	0
MAINE COASTAL HABITAT FOUNDATION	74,100	0
MAINE RSA #1 INC.	0	20,400
MAITLAND, SHIRLEY A. & PAUL H.	175,900	114,200
MALKIEWICH, JANE E. & LESLIE	197,200	273,200
MALONE, JOHN C & LESLIE A	94,200	0
MALONE, JOHN C & LESLIE A	1,967,300	466,500
MALONE, LESLIE	507,600	37,800
MALTAIS, JENNY HALL & JOHN R.	349,700	286,200
MANDERS JR., MICHAEL	52,000	129,900
MANN, MILTON & BARBARA B	72,500	70,400
MANN, MILTON & BARBARA B	95,300	35,300
MANN, MILTON & BARBARA B	81,700	8,300
MANNING, HELGA S.	176,400	123,600
MANNING, HILARY	30,200	145,600
MANTOOTH, WENDY M.	59,700	174,400
MARKUNAS, PETER J & VICTORIA R	270,600	0
MARRINER, JOELLA	369,000	111,300
MARSHALL POINT LANDING ASSOC	0	27,000
MARSHALL POINT LANDING ASSOC	8,000	0
MARSTON, HELEN LEROUX	299,000	184,600
MARTIN, GLADYS A & EDWARD C, TRUSTEES	219,500	88,600

ST GEORGE TAX LIST

Owner's Name	Current Land Value	Current Building Value
MARTIN, JEANNETTE M.	32,700	141,100
MARTIN, KEVIN & KELLER, JOSEPH	39,600	71,900
MARTON, WARREN R III & RAELANI JO	124,400	59,400
MARTZALL, P KRISTIN & DENNIS A	127,000	139,500
MASTERSON, DONNA J	5,500	0
MASTERSON, DONNA J	58,800	96,800
MASTERSON, JAMES M. AND DONNA L.	3,000	0
MASTERSON, JAMES M. AND DONNA L.	83,300	152,700
MASTERSON, LIAM	0	14,900
MASTRONARDI, MICHAEL J	185,400	207,700
MATHIAU, MICHAEL J & VICTORIA M	55,200	136,100
MATHIESON, CHARLES A.	121,600	167,500
MATLACK, EDWARD T. & ANN H.	150,500	220,100
MATTHEWS, JASON & ELIZABETH	108,500	242,000
MATTOX, PATRICIA A. & JASON A.	122,300	237,400
MAURO, MARC G.	61,000	0
MAXCY, CHARLES D & RICHARD B	308,500	36,400
MAXFIELD, JOAN	681,200	90,100
MAXFIELD, JOAN	119,300	0
MAXWELL REALTY TRUST	240,200	111,400
MAXWELL, BENJAMIN AND ELAINE	57,100	230,500
MAXWELL, DONNA H.	66,500	143,300
MAXWELL, DONNA H.	33,900	0
MAXWELL, RICHARD J & CAROL H	170,400	0
MAXWELL, RICHARD J & CAROL H (JOINT TENANTS)	306,300	193,200
MAXWELL, STEPHEN AND DIANE	80,700	204,900
MAY, ELIZABETH S.	349,900	450,500
MAY, THOMAS A & SUSANN T	366,500	5,200
MAYHUGH, HARRY BLAINE & LESLIE A	53,500	29,300
MAZZONI, FREDERICK J & KAY R	36,300	0
MAZZONI, FREDERICK J & KAY R	49,100	0
MAZZONI, FREDERICK J & KAY R	76,000	192,200
MAZZONI, FREDERICK J & KAY R	44,800	0
MAZZONI, FREDERICK J & KAY R	58,300	0
MAZZONI, FREDERICK J & KAY R	48,400	0
MAZZONI, FREDERICK J.	25,400	0
MCCAFFREY, THOMAS J & ROBERTA A	237,200	336,800
MCCARTHY, CLAIRE	115,900	135,000
MCCARTHY, SHEILA F, PR, MCCARTHY,	473,000	133,900
MCCARTY, NANCY S. & SEAN M.	87,700	1,600
MCCOLLOM, BRITTA RAE	35,900	0
MCCONCHIE PROPERTIES LLC	570,700	104,000
MCCONOCHIE, JOHN P. & INDIA A.	75,100	178,300
MCCORMICK, ELIZABETH M.	79,900	182,400
MCCORMICK, ELIZABETH M.	38,300	0
MCCORRISON, SHAWN & DONNA	46,900	83,600
MCCOY, ANNA B	235,300	243,900
MCCOY, JANET L	38,200	56,900
MCCOY, MAUDE ROBIN	558,800	255,600
MCCULLY, FRANCES V. & JAMES M.	85,300	303,900

ST GEORGE TAX LIST

Owner's Name	Current Land	Current Building
	Value	Value
MCDONALD, DEBRA	76,900	158,500
MCGEE, JACK S & KAROL I	66,700	152,600
MCGEE, JEAN M	220,700	124,300
MCGOWN, LORRAINE T. & ALLAN J., TRUSTEES	314,500	130,000
MCGRATH, ELEANOR B	194,600	268,500
MCGRATH, JOAN B	40,600	0
MCILWAIN, JOHN K & WENDE	541,800	249,100
MCILWAINE, JOHN K. & WENDE	23,300	2,700
MCKAY JOAN E TRUSTEE FOR JESSE HALLOCK	38,200	185,700
MCKENNA, MICHAEL F (TRUSTEE) &	53,300	135,900
MCLAIN, DONNA		30,800
MCLAIN, DONNA	67,300	217,900
MCLAUGHLIN, ALFRED T	74,100	124,400
MCLENNAN, LAURA & MCLENNAN, DOUGLAS	333,600	161,900
MCMACKIN, PAUL	463,200	63,500
MCNEILLY, DAVID W & RUTH E	42,400	0
MCPHAIL, JOSHUA E. &	53,500	115,300
MCREYNOLDS, EDWARD E JR.	59,300	0
MCREYNOLDS, EDWARD E. & DOLLINS G.	755,100	530,100
MCREYNOLDS, EDWARD E. & DOLLINS G.	51,300	113,100
MEGNA, PHOEBE P., TRUSTEE OF THE	688,000	732,600
MEIRI, KARINA E & SCHWOB, JAMES E	62,400	266,000
MEKLIN, JUDITH E.	171,700	800
MEKLIN, JUDITH E.	23,800	0
MEKLIN, JUDITH E.	54,000	0
MEKLIN, JUDITH E.	19,900	0
MELICK, SCOTT E & MICHELLE M	78,600	120,000
MELQUIST, ERIC D. & REBECCA D.	60,600	180,800
MERRILL, ALEXANDRA K.	260,800	160,400
MERRILL, JANE ARHELM	58,300	297,800
MERRILL, RONALD D & SUZANNE A	80,000	140,100
MERROW, ARTHUR S & SUSAN D	82,200	31,200
MERROW, ARTHUR S. & SUSAN	47,100	174,900
MERVYN, CAROLINE R	18,500	0
MERVYN, CAROLINE R & ANNE M	483,300	50,800
MESERVEY, A.M.&ELLER, L.M.,TRUSTEE	83,500	171,700
MESSIER, CHARLES & FLORENCE ESTATE OF	42,200	28,000
METIVIER, LIONEL & JACQUELINE R	348,200	152,300
METIVIER, MICHAEL H.	331,000	321,900
MEYER, CHARLES DEE & KNOELL, DONNA MARIE	390,500	85,300
MEYER, JOHN B & LOREEN M	113,200	297,300
MEYER, PATRICIA	46,800	128,100
MICHAUD, PATRICIA Z., TRUSTEE	60,700	165,600
MILIKOWSKI, ROBERT INTERVIVOS TRUST AGREEMENT	32,700	0
MILLER, ALAN S	85,000	361,100
MILLER, ANNE ESTATE OF	48,800	39,300
MILLER, BARBARA REV. TRUST	50,900	70,500
MILLER, DAN W	99,400	124,500
MILLER, HALE	148,800	187,500
MILLER, HALE	23,800	150,100

ST GEORGE TAX LIST

Owner's Name	Current Land	Current Building
	Value	Value
MILLER, IRA M & JULIE A	70,400	236,800
MILLER, JACOB	29,000	99,000
MILLER, JACOB D	24,100	0
MILLER, JAMES P.	25,700	0
MILLER, JAMES P.	16,800	0
MILLER, JANE L.	58,700	129,300
MILLER, JED K.	73,200	0
MILLER, JOHN DAVID & CHRISTINE	61,600	152,300
MILLER, JOSHUA V.	77,400	172,400
MILLER, KEITH R & CHERYL M	60,000	340,600
MILLER, MARK	30,300	61,900
MILLER, MARK & GAIL M	231,700	301,600
MILLER, MARK K & GAIL M	220,300	163,100
MILLER, PAULINE P	24,000	133,400
MILLER, PETER M.& PADDOCK, RUTH E.	95,000	245,800
MILLER, RICHARD & BONNIE L	91,100	189,000
MILLER, RYAN M.	46,700	184,800
MILLER, STEVE N	176,600	0
MILLER, STEVE N & JANICE L	19,100	0
MILLER, STEVE N & JANICE L	144,200	120,400
MILLER, WILLIAM R. & JOAN M.FAMILY IRREV TRUST	128,600	156,700
MILLER, WILLIAM R. AND JOAN M. FAMILY IRREV TRUST	99,800	0
MILLS, GREGORY P.	26,200	94,500
MILLS, KAREN M, SUSAN J & STEPHEN J	134,700	44,500
MILTON-HALL, CHRISTOPHER & SANDRA	31,000	0
MILTON-HALL, CHRISTOPHER & SANDRA	57,600	252,400
MINERY, GARY C JR & SHASTA R	59,800	97,700
MINERY, SHASTA R. & GARY C., JR.	88,900	268,800
MINOR, CHRISTIAN P &	221,800	95,100
MINTON FAMILY TRUST	459,000	101,800
MITCHELL, DEBORAH	96,900	45,500
MITCHELL, JAMES A & MITCHELL, LLOYD A	77,300	187,000
MITCHELL, KRISTINA	56,600	178,000
MOLLER, WILLIAM C & KARIN C	394,500	253,400
MOLLOY FAMILY TRUST	168,600	226,300
MONAGHAN, KEITH E	58,800	80,200
MONAGHAN, KEITH E	149,900	42,800
MONAGHAN, KEITH E & MONA S	152,500	159,000
MONAGHAN, LINDA	570,000	32,700
MONAGHAN, LINDA	51,600	135,000
MONAGHAN, MONA S	203,100	126,900
MONAGHAN, MONA S	350,200	80,100
MONCOVICH, JR. ALBERT J & GAIL F	51,600	89,200
MONROE, MICHAEL & JOANNA	65,200	266,100
MONTGOMERY, RAYMOND A	183,600	244,800
MONTGOMERY, REGINALD	175,500	136,200
MONTGOMERY, TRACEY	0	34,900
MOODY, CRISTA M.	62,500	76,500
MOORE, DENNIS S. TRUSTEE, ANNE C MOORE FAM TRUST	751,800	100,600

ST GEORGE TAX LIST

Owner's Name	Current Land Value	Current Building Value
MOORE, SUZANNE & DONALD &	163,100	4,200
MOORE, SUZANNE W & DONALD S	227,400	75,500
MOORE, SUZANNE W & DONALD S	243,000	196,300
MOORE, SUZANNE W & DONALD S	106,800	0
MOREHOUSE, KATRINA ANN	228,100	161,000
MOREHOUSE, KATRINA ANN	136,300	69,800
MOREY, AMY L & LOCSIN, SUSAN F &	8,800	0
MOREY, AMY L & LOCSIN, SUSAN F &	97,900	0
MOREY, DAVID C & AMY C	250,600	192,700
MORRILL, CHRISTOPHER C & SUSANNE D	749,400	43,900
MORRILL, CHRISTOPHER C & SUSANNE D	689,800	211,900
MORRIS HOUSE LLC	151,200	213,600
MORRIS HOUSE LLC	93,500	2,600
MORRIS, DANIEL B. & CATHERINE O.	36,400	0
MORRIS, DANIEL B. & CATHERINE O.	70,200	226,400
MORRIS, DENISE	51,000	233,900
MORRIS, JAMES B	65,500	138,200
MORRIS, JEROME	55,000	65,800
MORRIS, JR., GREGORY F.	47,100	66,900
MORRIS, LYLE W.	40,300	98,500
MORRIS, MARCEL	17,900	0
MORRIS, PHILIP	81,500	191,500
MORRIS, PHILIP C.	120,800	0
MORRIS, ROBERT M (PERSONAL REP)	189,000	154,700
MORRIS, ROBERT M (PERSONAL REP)	21,800	52,800
MORRIS, WILLIAM J	61,700	156,400
MORRIS, WILLIAM J	36,700	6,300
MORSE, BRYAN A & SAMANTHA E	25,200	119,500
MORSE, ELEANOR J	456,200	328,800
MORSE, ELEANOR J. & VIRGIL O.	29,300	0
MORSE, JOHN C III	77,300	105,500
MORSE, LUCINDA L, MD	264,500	122,300
MORSE, VIRGIL	18,200	0
MORT, J GREG & NADINE M	227,100	347,300
MORTON, SARAH MCRAE	19,900	0
MOSES, CHRISTINE C REVOCABLE TRUST	34,500	86,400
MOSES, DUDLEY K	220,000	15,400
MOSES, THOMAS	381,500	244,400
MOSKOWITZ, RICHARD & SHARON	237,000	252,400
MOSLEY-MANK, LORNA	28,300	87,500
MOSS, CHARLOTTE & CHIN, MARJORIE	420,800	47,900
MOST, WILLIAM & SUSAN	0	39,500
MOST, WILLIAM & SUSAN	687,100	199,900
MOULTON, M CLARE & SAMUEL D	289,100	101,300
MROZ, WILLIAM & INGRID	342,800	290,500
MUDGETT, CATHERYN M	93,300	107,300
MUDGETT, CHRISTOPHER S. & CYNTHIA	81,200	221,700
MULHOLLAND, PATRICIA F.	39,600	64,300
MUMFORD, DAVID; BARANOFF, S.,MUMFORD, J.;	1,604,300	464,100

ST GEORGE TAX LIST

Owner's Name	Current Land	Current Building
	Value	Value
MUMFORD, JENIFER GORDON, ESTATE OF	72,500	240,300
MUMFORD, JENIFER, ESTATE OF & MCKIM, ELIZABETH G.	415,200	103,600
MUNCHBACH, R.K. & P.J., TRUSTEES	63,700	147,600
MUNGER, MARK T. & BOURNE, KATHERINE L.	59,700	0
MUNGER, WILLIAM P. & PATRICIA L.	6,800	0
MUNROE, ROBIN D & KATHLEEN V	456,000	316,200
MUNSON, CALVIN	252,500	104,300
MURDOCK, DANIEL J. & SYLVIA I.	57,100	250,200
MURDOCK, JOHN & WINIFRED	698,000	441,100
MURDOCK, JOHN L. & WINIFRED N.	110,300	496,000
MURDOCK, KYLE	112,300	243,900
MURPHY, GWEN (DILLE) & MARCHESE, CORBETTO	31,700	111,100
MURPHY, JEREMIAH P. & LINDA T., TRUSTEE	682,200	486,700
MUTH, HANNS PETER & MARILYN, TRUSTEES	821,000	501,400
MYERS, ELIZABETH M	69,300	113,400
MYERS, IV, HOWARD Q. & KENNEDY, ALANE	52,600	103,000
MYERS, JASON & AMY	53,600	124,400
MYERS, JOHN F & EDITH C	22,200	111,900
MYERS, MICHAEL	61,000	131,300
MYERS, ROSEMARY	43,000	98,900
MYLER, SUSAN DIANE 1986 TRUST	56,900	137,000
MYNICK, ALISON WHOLEY	60,500	150,900
MYRICK, MICHAEL	26,700	300
NATIONWIDE REAL ESTATE, INC.	92,400	84,200
NATURE CONSERVANCY	205,000	0
NATURE CONSERVANCY	136,500	0
NAUGHTON, KEVIN E & NAUGHTON, HEIDI R	226,800	221,700
NEILD, RONALD	34,900	10,000
NELMES, STEPHEN S. & MEIER, ELLEN B.	77,300	195,800
NELSBACH, HERBERT & HANNALORE	367,000	593,800
NELSON, ERIK R & BERGEN, DONA G	151,700	284,200
NELSON, TRAVIS S & LYNN M	124,200	0
NEUHAUSER, PAUL M & MARY C	683,500	493,900
NEWCOMB, JOHN H & COLLEEN F, ET AL	614,300	528,300
NICHOLAS, ELIZABETH G	69,100	145,200
NICHOLS, BARBARA & ROBERT	179,800	0
NIEMIR, JOHN T (1/2 INTEREST) &	65,700	92,400
NIEMTZOW, STUART M & JOELLEN M	144,200	154,200
NIGHT HERON SG, LLC	256,100	0
NOLAN, CHRISTOPHER S. & MARY K.	686,800	682,200
NOLAN, WILLIAM F & SHELLEY Y	236,400	430,700
NOLAND, KENNETH FOUNDATION	151,500	1,190,800
NOLAND, KENNETH FOUNDATION	63,400	146,900
NORRIS, NANCY H.	39,600	123,100
NORTHERN NEW ENGLAND TELEPHONE	4,300	0
NORTON, ROBERT B.JR. & JUDITH A.	349,700	265,700
NORWOOD, ALAN, JR.	46,200	24,400
NOWICKI, EDWARD R & KATHLEEN H	25,300	0
NOWICKI, EDWARD R. & KATHLEEN H	411,000	155,400
NYE, GEORGE W & JESSICA L	55,100	89,700

ST GEORGE TAX LIST

Owner's Name	Current Land	Current Building
	Value	Value
NYNEX/NEW ENGLAND TELEPHONE	72,800	137,300
OAKES, CHARLES N	123,700	224,300
OAKES, HARLEY & SUSAN ELLEN	70,100	391,900
OAKES, HARLEY & SUSAN ELLEN	11,900	0
OAKES, LAWRENCE C JR & ELIZABETH A	63,500	236,400
OAKES, LAWRENCE C JR & ELIZABETH A	0	143,300
OAKES, LAWRENCE-ESTATE OF	60,700	134,300
OAKES, WILDER CHARLES	50,500	93,700
OBRIEN, INGRID	28,300	0
OBRIEN, INGRID & PETER	65,800	129,900
OCEANVIEW GRANGE	155,400	258,200
ODONE, RUSSELL & TRACEY	4,100	0
O'DONNELL, AMY	99,400	128,300
ODONOGHUE, CYNTHIA S & RICHARD N.	56,300	78,900
OEHLERT, GLORIA, TRUSTEE OF	238,200	253,500
OELBERGER, KENNETH & DIANNE	417,700	436,100
OHLER, JEFFERY W. & PATRICIA A.	370,700	531,700
OLD CUSHMAN HOUSE LLC	85,300	0
OLD WOODS FARM HOMEOWNERS ASSOCIATION	1,900	2,100
OLD WOODS FARM, LLC	35,400	0
OLDHAM, CYNTHIA	133,900	0
OLDHAM, MELVIN H & CHANDRA	56,300	99,500
OLEARY, GERALD C. & BOOTH, ROSEMARY	43,700	139,500
OLIVER, CHARLES	63,000	79,900
OLIVERI, LANCE & IRENE HARDWICKE	55,900	178,300
OLIVIERI, LAWRENCE A	23,900	0
OLIVIERI, LAWRENCE A	14,600	0
OLIVIERI, LAWRENCE A	65,000	68,300
OLIVIERI, ROBERT O	290,500	0
OLSEN, DAVID P & ANN MARIE	53,700	116,700
OLSZEWSKI, JOSEPH M.	287,900	57,100
ONDEK, PATRICIA A & AARON	49,300	108,800
O'NEAL & SONS	82,700	203,100
O'NEAL, DALE R & KRISTIN P	62,400	346,600
O'NEILL-GOBDOLD, PATRICIA B &	40,600	128,700
O'REGAN, MAEVE C & BOULET, JEFFREY S	178,800	0
O'REILLY, DEBORAH E & JAMES E	120,000	76,200
O'REILLY, DEBORAH E	114,500	77,700
OSBURN, DAVID AND MARY	506,600	138,800
O'SHEA, MICHAEL A & JOANNE M	298,300	432,300
O'SHEA, MICHAEL A & JOANNE M	126,100	219,500
OTT, GRACE; OTT, MICHAEL; OTT JR, MICHAEL;	689,800	512,900
OVERHOLT, JANET M.	137,400	224,600
OVERLOCK, DWIGHT L. & SHERYL L.	71,500	77,600
OVERLOCK, GRACE O & DWIGHT L. (LE)	458,600	107,400
OVERLOCK, SHERYL L	12,600	0
PACIFIC INVESTED, LLC	231,900	157,100
PACKHEM, JOHN & MICHELLE	138,300	7,400
PAINE, CHARLES W	53,400	0
PAISLEY, LESLIE H, TRUSTEE OF THE	61,500	163,900

ST GEORGE TAX LIST

Owner's Name	Current Land Value	Current Building Value
PALMER, AMY L & GENTALEN, KIRK T	1,100	0
PALMER, AMY L & GENTALEN, KIRK T	86,000	114,000
PANZARA, MICHAEL A & EMANUELA GUSSONI	683,400	752,700
PANZARA, MICHAEL A & EMANUELA GUSSONI	0	4,100
PAPAKYRIKOS, NICHOLAS & JUDITH	240,800	220,800
PARDO, KATHRYN A & JONMIKEL B	114,200	150,400
PARDO, KATHRYN A & JONMIKEL B	54,600	0
PARKER, JAMES & JULIE	37,500	92,200
PARKER, JOANNE	55,900	160,000
PARKER, VIRGINIA & FREDERICK (1/2INT)	106,900	2,600
PARKER, VIRGINIA B & FREDERICK B (1/2INT)	272,200	127,600
PARKES, LINCOLN J & BARBARA; TRUSTEES	259,800	147,100
PARKS FAMILY REVOCABLE TRUST	98,400	0
PARKS, HUGH M. & EILEEN M.	109,600	220,600
PARSONS, CLAYTON TRUST	826,900	213,100
PARSONS, LESLIE A TRUST	682,500	413,200
PARSONS, PHILLIP J & NEUWALDER, JENNIFER M	219,500	206,100
PAT DIEHL, LLC	68,100	97,900
PATCH, CARLTON B & EILEEN	173,800	0
PATCH, CARLTON B & EILEEN	417,100	194,300
PATE, PRISCILLA	11,500	0
PAULSEN TRUST	56,400	0
PAULSEN, CAROL	4,600	0
PAULSEN, CAROL	59,500	8,400
PAULSEN, CAROL	60,300	118,500
PAULSEN, CAROL P	263,900	0
PAULSEN, CAROL P	354,500	165,300
PAULSEN, MARK A	80,300	151,300
PAULSEN, MARK A.	8,000	0
PAULSEN, MICHAEL J & STURKS, TRACEY A	22,200	106,500
PAULSEN, MISCHELE M.	50,000	180,200
PAULSEN, RICHARD A	84,900	83,500
PAULSEN, RICHARD A	239,000	168,800
PAULSEN, RICHARD A II	6,000	127,600
PAULSEN, RICHARD A.	45,100	0
PAULSON, JAKE	0	11,400
PAYMENT, KENNETH A & CONRAD, JANE A	36,200	0
PAYMENT, KENNETH A & CONRAD, JANE A	96,900	0
PAYNE, SALLY S 2011 IRREV TRUST	699,600	255,900
PCR, LLC	195,300	99,300
PEARLMAN, GEORGE L.	234,200	247,800
PEARSON, SHERRY C & JAMES S	237,800	297,000
PEASE, WINSTON R JR & JANICE A.	41,600	124,600
PECK, DARIA	48,500	0
PELLEGRINO, KELLIE & MYRACLE, MICHAEL	32,900	69,800
PELLETIER, RENEE & DANIEL W.	231,800	159,500
PELLETIER, RICHARD L. & JUDITH G.	211,000	371,800
PEMBERTON, RUSSELL (50%) AND	244,100	152,100
PEOPLES, SAMUEL L III, TRUSTEE OF	698,100	57,100
PEPE, JOHN; TARDIF, GAIL P &	82,600	200,500

ST GEORGE TAX LIST

Owner's Name	Current Land Value	Current Building Value
PERAZZO, MICHAEL & MARINA	124,500	193,000
PERCIVAL, DAVID C & BONNIE W	41,600	154,600
PERCY, MICHAEL L & PINKHAM, LINDSEY G	29,800	0
PERCY, WINIFRED J	55,800	98,000
PERIWINKLE SHORE, LLC	562,600	185,400
PERRY, JACOB C	89,000	261,200
PERRY, MARK J.	26,200	0
PERRY, RAY & SONDRAL (LE)	161,400	58,600
PERRY, ROBERT M & JILL L	33,500	27,400
PERRY, ROBERT M & JILL L	252,500	254,300
PETERS, JOAN W.	61,200	115,200
PETERSON, INA (HEIRS OF)	102,300	0
PETERSON, INA (HEIRS OF)	45,200	94,000
PETERSON, JOHN	314,700	0
PETERSON, KIMBERLEE J. & KYLE J.	59,800	108,700
PETERSON, RUTH V. & HUNTLEY, MARK	77,400	53,200
PETTEE, SANDRA & ROBERT	59,500	136,300
PHELPS, MALTA LEE	22,000	0
PHELPS, MALTA LEE	48,300	147,700
PHELPS, MALTA LEE, WALL, RICHARD M, &	83,400	94,800
PHILBROOK, SR. DONALD & KATHLEEN A	53,500	37,200
PICKELMANN, RANDALL W SR	301,000	172,800
PIERCE, DAVID; HEIRS OF	33,700	111,200
PIERCE, LAURIE A & DONALD R AND	71,600	6,400
PIERCE, LAURIE A & DONALD R AND	154,700	89,100
PIERCE, LINDA J & RICHARD D	194,900	54,500
PIERSON BELL, LLC	6,000	281,800
PIERSON BELL, LLC	108,400	24,900
PIERSON PROPERTIES INC	456,700	101,000
PIERSON PROPERTIES INC	0	46,000
PIERSON, MARK & CHRISTINE &	78,700	0
PIERSON'S GARAGE	28,200	25,600
PIETRZYKOWSKI, MARY ANNE	72,500	57,100
PIETRZYKOWSKI, MARY ANNE	41,100	0
PIETRZYKOWSKI, MARY ANNE	92,100	0
PIIK, PETER & MARCIA	243,200	220,000
PILLSBURY, DAVID & FITZGERALD, PEGGY	62,300	29,900
PILLSBURY, DAVID & FITZGERALD, PEGGY	215,900	170,200
PINE ISLAND CAMP	373,200	67,500
PINE ISLAND CAMP	384,000	255,300
PINE ISLAND CAMP	0	70,100
PINE, KRISTEN	43,100	116,500
PINE, THEODORE A & MURPHY, SUSAN M	292,500	137,100
PITTMAN, PETER & VICTORIA	239,200	221,100
PITTMAN, PETER, JR & VICTORIA L	423,200	353,200
PLUMMER, BLAINE, TRUSTEE	112,600	107,000
PLUMMER, BLAINE, TRUSTEE	18,900	0
PLUMMER, CHARLES RANDALL & JANET	158,500	158,300
POEMER, KENNETH L & MARGARET L	113,800	0
POEMER, KENNETH L & MARGARET L	229,900	168,600

ST GEORGE TAX LIST

Owner's Name	Current Land	Current Building
	Value	Value
POEMER, PHYLLIS E. & TORREY, L. WESTON	319,400	124,900
POLAND, ALAN D & REBECCA P	165,900	592,600
POLKY, BOBBY JOE & ELAINE	36,400	146,600
POLKY, BOBBY JOE & ELAINE	46,100	124,800
POLKY, BOBBY JOE & ELAINE	26,200	0
POLKY, BOBBY JOE, ELAINE M & LEE W	171,600	76,600
POLKY, HILDANE K & VERONICA L	68,000	151,300
POLKY, JONATHAN R	30,400	29,900
POLKY, JONATHAN R	0	7,000
POLKY, LEE WALTER & POLKY, BOBBY JOE & ELAINE	34,800	5,900
POLKY, PATRICK W.	61,600	147,000
POLKY, SUSAN & HARVEY, RANDY L.	30,400	109,400
POLKY, SUSAN & HARVEY, RANDY L.	25,600	0
POLKY, SUSAN & POLKY, JONATHAN	28,000	0
POLKY, SUSAN & POLKY, JONATHAN &	28,900	15,400
POLKY, SUSAN & POLKY, JONATHAN &	132,400	0
POLKY, SUSAN & POLKY, JONATHAN &	23,300	0
POLKY, SYLVANUS R & ELIZABETH C	350,800	10,700
POLKY, SYLVANUS R & ELIZABETH C	38,900	0
POLKY, TIMOTHY C. & KIM M.	145,700	179,500
POLL, JOAN F. & STERN, LEONARD	458,800	292,500
POMAKIS, JOANNE L. & STEPHEN F.	62,100	154,500
PONCE DE LEON, JOHN	6,100	0
PONCE DE LEON, JOHN	300,000	253,000
POPLAR CREEK MAINE PARTNERS, L.P.	458,100	670,400
PORT CLYDE COTTAGE, LLC	169,700	205,300
PORT CLYDE FISHERMENS CO-OP	233,800	378,800
PORT CLYDE FISHERMENS CO-OP	0	230,800
PORT CLYDE FISHERMENS CO-OP	0	43,800
PORT CLYDE GENERAL STORE COMPLEX, LLC	196,900	292,800
PORT CLYDE GENERAL STORE COMPLEX, LLC	249,400	661,300
PORT CLYDE LOBSTER, MAINE LLC	832,000	721,100
PORT CLYDE WATER DISTRICT	6,000	100,600
PORT CLYDE WATER DISTRICT	81,900	163,000
PORT CLYDE WHARF, LLC	92,300	70,900
POSHKUS, ARVIDAS; TRUSTEE	287,000	212,700
POSHKUS, ARVIDAS; TRUSTEE	31,200	0
POST, DARREN S & MELISSA A	369,000	619,900
POST, DUWAYNE E & KATHLEEN G	121,800	191,000
POUND, TORY D.	71,100	81,500
POWERS, JEAN M (LE)	321,000	125,900
PRATT, RODNEY A	80,700	90,800
PREY, BARBARA E.	53,300	150,800
PREY, BARBARA ERNST	50,100	93,600
PRIESTLEY, LUKE R	65,600	154,200
PRIOR, ELLIOTT C	68,800	0
PRIOR, ELLIOTT C	37,500	0
PRIOR, ELLIOTT C	63,800	150,500
PUTANSU, CAROL	48,800	142,100
PUTANSU, DAVIN & RACHEL	64,400	262,500

ST GEORGE TAX LIST

Owner's Name	Current Land	Current Building
	Value	Value
PUTANSU, ELIZABETH P	45,500	76,500
QUIMBY, RAYMOND & JOANNE	28,200	42,200
QUINN, JAMES J & FRANCES J	77,900	232,500
QUINN, WILLIAM G. & HSU, HO-WEN	458,400	320,100
QUINT-ROSE, MARYLIN TRUSTEE	278,600	236,400
QUITMEYER, JO ANNE; ET AL (LE)	310,500	4,600
RACKLIFF, BRETT	22,300	67,000
RACKLIFF, CRAIG S	390,300	0
RACKLIFF, CRAIG S	134,600	41,400
RACKLIFF, CRAIG S	88,200	461,600
RACKLIFF, CRAIG S &	345,700	345,100
RACKLIFF, CRAIG S & CROWE-RACKLIFF, ADRETH A	51,200	201,700
RACKLIFF, CRAIG S.	240,000	219,200
RACKLIFF, DENNIS & PATRICIA A	348,000	291,800
RACKLIFF, DENNIS A & PATRICIA A	7,400	0
RACKLIFF, DENNIS A & PATRICIA A	900	0
RACKLIFF, DENNIS A & PATRICIA A	632,000	269,000
RACKLIFF, DOUGLAS A	57,200	37,800
RACKLIFF, DOUGLAS A & LYNDA L	92,300	156,200
RACKLIFF, EILEEN M TRUSTEE	1,700	0
RACKLIFF, EILEEN M TRUSTEE	212,800	171,300
RACKLIFF, FRANK	154,500	136,600
RACKLIFF, HAROLD C & ELSIE M	208,700	11,100
RACKLIFF, HAROLD C & ELSIE M	356,700	34,700
RACKLIFF, JULIANN R	31,900	0
RACKLIFF, JULIANN R	147,100	293,300
RACKLIFF, LOGAN & HANNAH	466,000	218,400
RACKLIFF, NORMA J	170,600	600
RACKLIFF, NORMA J	456,900	132,600
RACKLIFF, PAUL B	155,600	0
RADKE, EDWIN & YOUNG, JANET	376,400	0
RAIMI, KYLE	66,500	153,800
RAMSDELL, WILL H. & MICHELLE	73,100	91,000
RAMSDELL, WILL H. & MICHELLE	0	16,700
RAPOSA, RAYMOND J. & DOROTHY G.	233,200	243,700
RATHSACK, BAERBEL	44,100	213,100
RAWLEY, ALBERT (HEIRS)	9,600	0
RAY, RONALD S. & DEANNA R.	387,800	240,700
RAYMONDAUD, CATHERINE	102,600	0
RAYNER, CATHERINE C & STEPHEN H	78,700	136,500
READ, PENNEY & HOFFMAN, GREGOR R	64,800	268,500
READ, PENNEY E.	63,900	255,100
REAMER, ERNEST AND LINDA	752,300	209,300
RECCOPPA, LAWRENCE & VIVIAN	102,600	304,800
REDICK, DYAN M	160,100	144,900
REED, WAYNE A & FREDA N	681,800	227,400
REEVES, KATHRYN H.	83,800	169,900
REIL, F. EUGENE	128,500	315,200
REIN, OIVA V. JR. & LIRA M.B.	53,200	0
REINHARDT, WILLIAM S	557,600	0

ST GEORGE TAX LIST

Owner's Name	Current Land Value	Current Building Value
REINHARDT, WILLIAM S	80,300	0
REINHARDT, WILLIAM S, CUSTODIAN	51,300	0
REINHARDT, WILLIAM S, REINHARDT, MARK S & REINHARDT, WILLIAM S.	137,700	0
REINHARDT, WILLIAM S.	549,600	212,100
REMY, JANE M, TRUSTEE	614,500	270,300
REPAY, RICHARD F. & ELLEN L.	96,900	0
RESCH, KERIN K & SUTTON, PAULA G	35,700	169,000
REYNOLDS, CAROL E.	329,600	156,700
REYNOLDS, DAPHNE A	47,300	106,800
REYNOLDS, TRAVIS C	69,100	165,100
RICCI, GLEN	232,600	199,100
RICH, STUART L & MARY L	60,600	190,300
RICHARD, JR, DANIEL D TRUSTEE OF THE	412,600	231,800
RICHARD, JR, DANIEL D TRUSTEE OF THE	0	5,700
RICHARDI, JOSEPH AND JOAN	344,500	402,000
RICHARDS, CHRISTIAN C. &	681,900	571,200
RICHARDS, LYDIA M	163,500	127,500
RICHARDSON, DENNIS E	46,200	63,900
RICKARD, TIMOTHY J. & COLLEEN J.	64,200	176,500
RICKER, J. PETER & JILL E. TRUST	87,000	116,600
RIDGE CEMETERY ASSOCIATION	58,000	0
RIEDL, JEFFREY M & CHRISTINE E	456,500	306,700
RIEGEL, GUY	46,400	0
RIEGEL, GUY & HARRIET	126,100	174,600
RIEGEL, GUY & HARRIET	66,700	179,100
RIEGEL, HARRIET, TREASURER	0	11,800
RIGGIE, JOSEPH F	61,800	64,800
RIGGINS, DEANNA Z.	457,000	236,900
RIGHT OF WAY	37,700	0
RILEY FAMILY TRUST	56,800	158,500
RILEY, MILLICENT & DAVID	355,300	234,100
RILEY, MILLICENT; TRUSTEE	25,300	138,500
RIPLEY CREEK, LLC	154,400	292,000
RISLER, JOHN P & HILLARY A	53,500	181,800
RIZKALLA, GEORGE JR & IRENE	95,300	254,900
RNCS REVOCABLE TRUST UA	105,600	191,000
ROAK, SANDRA K. TRUSTEE	576,700	234,000
ROBARTS, RICHARD C & CORLEW D	339,300	0
ROBBINS, JEFFRY L & PATRICIA D JT	54,300	70,100
ROBERSON, DALE	28,500	0
ROBERSON, DALE C	114,500	1,600
ROBERTS TRUST U/A/D 4/26/95	107,300	0
ROBERTS, JOHN G. JR. & JANE S.	265,300	204,700
ROBERTS, JR., JOHN G & JANE S	364,600	378,300
ROBERTSON, JOHN O	100	0
ROBINSON, ALICE (LE)	301,100	137,400
ROBINSON, HELEN L	33,700	96,400
ROBINSON, MARILEE	45,000	236,200
ROBINSON, MATTHEW & HELEN	83,800	159,800
ROBINSON, MELINDA J.	78,500	0

ST GEORGE TAX LIST

Owner's Name	Current Land	Current Building
	Value	Value
ROBINSON, MELINDA J.	97,900	20,600
ROBINSON, MELINDA J.	46,400	0
ROBINSON, MELINDA, ROBINSON, MARILEE	35,300	152,900
ROBINSON, MICHAEL	462,100	542,700
ROCHESTER, J.M.	77,000	436,600
ROCKET ENTERPRISES, INC.	43,200	106,700
ROCKLAND SAVINGS BANK FSB	54,200	0
ROCKWELL, LLC	855,800	519,000
RODGERS, KEN & MALONEY, KATHLEEN	435,300	366,600
ROELL, KIMBERLY M. TRUSTEE	290,600	105,000
ROGERS, DEBORAH	78,900	413,300
ROGERS, DEBORAH	8,800	0
ROMANOWSKY, ERIC	168,300	54,300
ROMANOWSKY, ERIC	158,600	127,600
ROMANOWSKY, ROBERT E & JANE M. TRSTS	121,700	0
ROMANOWSKY, ROBERT E & JANE M. TRSTS	142,900	97,300
ROME, MARSHA B & LINDSAY N	98,400	106,400
RONEY, WILLIAM M & MARGARET E	75,300	181,800
ROOT ESTATES, INC.	493,700	0
ROSENBLUM, J.W. & C.J. TRUSTEES	409,100	367,800
ROSENFELD, YVONNE	77,400	160,300
ROUNDS, THOMAS C.	260,500	0
ROUNDS, WILLIAM C. TRUSTEE	188,700	0
ROUNDS, WILLIAM C. TRUSTEE	185,700	0
ROUSE, DOROTHY B & WILLIAM	82,700	245,700
ROWLAND, JOHN M.	366,000	140,600
RUBENSTEIN, HOLLY	53,600	33,900
RUNQUIST, ANNE- CECILE, TRUSTEE	457,300	258,200
RUSSELL, NATHAN S.	29,800	0
RUSSELL, PETER & SCHUMANN, MARI	238,000	414,500
RUSSMAN, JEAN (LE) ET AL	502,700	70,700
RUTHIE B LLC	343,600	334,700
RYAN, JUDITH A	22,000	0
RYCHLING, GARY & GLADYS	56,000	66,400
RYTKY, DENNIS-ESTATE OF	96,700	35,100
RYTKY, PAULA	53,700	162,100
SADRI, RUTH ANNE	560,800	186,200
SAGE, WILLIAM M & KAREN R	682,700	268,800
SAIL LOFT, LLC	495,000	256,800
SALLS REVOCABLE TRUST	656,900	430,900
SALTUS, MARILYN M	839,100	259,100
SAM & PAULINE LLC	69,700	130,200
SAM MILLER, INC.	204,100	168,600
SAMSON, JEFFREY A & JOYANN S	233,500	335,600
SANCHEZ, MARYBETH ANN	301,100	83,800
SANDBERG, JHR. JOB B.B. & INGEBORG S	790,200	254,800
SANDBLOM, MATTHEW & HANNAH	41,600	114,500
SANDERSON, KAREN ET AL	180,800	0
SANIDAS, S CAROL & MARC R.	70,100	238,000
SARDINE LLC	687,300	479,600

ST GEORGE TAX LIST

Owner's Name	Current Land	Current Building
	Value	Value
SAUNDERS, DOUGLAS A & BARBARA A	56,000	221,100
SAVAGE, HELEN Y TRUSTEE	349,700	406,700
SAWARD, NEIL J & FENTON, ANNY	691,100	270,400
SAWYER, KARIS	92,500	0
SAWYER, WAYNE & MARGARET L	59,500	171,100
SCACCIA, CRAIG A	43,400	139,500
SCHAEFER, BARBARA N	30,800	0
SCHAFF, CHARLES L & CARRIE A	221,000	221,000
SCHALTENBRAND, FREDERICK W III	119,300	93,000
SCHALTENBRAND, KIM (1/3 INT) &	133,200	3,000
SCHATT, CAROL PEDEN	463,600	307,300
SCHEFFE, RICHARD D & DEBRA L	2,800	2,400
SCHEFFE, RICHARD DONALD & DEBRA LEE	463,800	183,600
SCHELLENS, CHRISTOPHER & KATHLEEN	689,300	88,000
SCHELLENS, E. CHRISTOPHER	233,000	90,400
SCHELLENS, E. CHRISTOPHER	38,100	0
SCHELLENS, THOMAS E. & JANE S.	489,000	196,500
SCHETKY, JOHN M	53,500	45,100
SCHIER, JOHN A & LINDA B FAMILY	232,300	25,900
SCHILLER, RONALD & FLETCHER, ALAN	74,500	0
SCHILLER, RONALD & FLETCHER, ALAN	318,900	394,400
SCHILLER, RONALD & FLETCHER, ALAN	0	128,000
SCHLEICHER, GLORIA E.	350,100	224,300
SCHLEICHER, KURT	62,900	109,800
SCHMANSKA, DAVID P & SONJA	57,500	124,500
SCHOENAU, THOMAS J & MARLIES	229,900	223,500
SCHOENFELD, MARK	290,600	138,600
SCHOFIELD, ISAAC K. & BRANDY H.	57,800	209,200
SCHOOLEY, LAWRENCE C & ELLIN B	184,700	0
SCHOPPE, WILLIAM C. & WILLIAM R.	55,700	38,400
SCHOR, SUSAN M., TRUSTEE	23,200	0
SCHOR, SUSAN M., TRUSTEE	237,200	286,300
SCHORIN, MARSHALL A. & SUSAN G.	482,700	435,100
SCHREIBER FAMILY LLC	230,800	90,300
SCHREIBER, CHRISTOPHER & DEBORAH	125,000	233,600
SCHROEDER, REBECCA A. &	95,800	123,200
SCHULZ, CONSTANCE C, ESTATE OF	345,400	176,400
SCHWAB, CARL D	33,400	9,900
SCHWAB, CARL D	110,700	122,500
SCHWAB, CARL D	217,100	230,200
SCHWAB, DONALD	48,000	93,000
SCHWAB, DONALD C.	66,300	100,600
SCHWAB, IRVING B. & RONDA	61,900	184,200
SCHWALM, JULIE A. & BRIAN J.	192,400	132,100
SCHWARTZ, FLORENCE ESTATE OF	0	19,300
SCHWEIKARDT, ERIC E	262,400	88,000
SCHWEIZER, EDITH R, TRUSTEE OF THE	151,100	175,800
SCHWEIZER, ROBERT T	688,000	194,900
SCOTT, BRIAN J.	61,000	186,000
SCOTT, ELIZABETH JACKS	7,000	0

ST GEORGE TAX LIST

Owner's Name	Current Land	Current Building
	Value	Value
SCOTT, NANCY & MADDEN, LINDA REV TRUST&	66,000	289,200
SCOTT, ROBERT S. ESTATE OF	59,900	151,600
SCOTT, STEPHEN C.	25,600	76,000
SCOTT, STEPHEN R	57,500	0
SCOTT, STEPHEN R	4,500	0
SCOTT, STEPHEN R & NANCY L	57,400	178,800
SCRAGGLE POINT HOMEOWNERS ASSOCIATION	4,400	0
SCRAGGLE POINT HOMEOWNERS ASSOCIATION	1,400	0
SEA STUDIO GALLERY LLC	59,100	193,100
SEASIDE CEMETERY CORPORATION	252,600	0
SEAVEY GROUP LLC.	60,600	176,300
SEAVEY TRUST	186,600	121,900
SEELIG, WARREN & GIBSON, SHERYL	69,100	0
SEELIG, WARREN N	29,500	0
SEEMANN, WYNN SENTER &	689,200	474,700
SEILIEZ, VINCENT & NATHALIE	141,500	245,000
SENAY, JOHN J. & DENNISON, TEREASA	41,900	66,700
SEWALL, AUDREY J.	173,600	0
SHAFFER, DOUGLAS	54,000	99,900
SHAH, ELAINE-TRUSTEE	79,600	251,800
SHAMROCK STORAGE LLC	63,700	193,600
SHAPELL, IRVIN, TRUSTEE OF THE	550,800	288,900
SHAPIRO, MARK J.	57,900	154,500
SHARPE, PETER M.	226,500	399,900
SHAW, LISA	0	4,000
SHAW, PATRICIA QUIGLEY & JEFFREY EARL	115,100	229,100
SHEA, JOHN F & JANET	28,200	0
SHEA, JOHN F & JANET	191,100	215,800
SHELDON, MALCOLM S & JACEIL M	22,600	112,100
SHERMAN, CLIFFORD L & NANCY B	29,600	85,400
SHERMAN, CLIFFORD L & NANCY B	55,500	0
SHERMAN, CLIFFORD L & NANCY B	1,600	0
SHERMAN, CLIFFORD L & NANCY B	6,000	223,300
SHERMAN, NANCY	98,100	60,200
SHIPLET, MARY	9,500	0
SHORB, JOAN L. TRUSTEE OF THE JOAN L	402,000	206,600
SHUMAKER, GERALDINE G.	89,000	0
SHUMARD, TERRY J.	271,700	174,300
SIBLEY, JONATHAN L. & SUZANNE G., TRUSTEES	222,800	191,000
SIEGENTHALER, ANITA J	565,500	538,200
SIEGENTHALER, ROBERT R	456,900	0
SILIN, RACHAEL	78,000	0
SILVERMAN, ERIC C & CONSTANCE C	1,570,700	398,900
SILVERMAN, ERIC C. & CONSTANCE C.	754,500	149,700
SIMMONS, BRIAN H.	26,200	0
SIMMONS, BRIAN H.	61,500	105,300
SIMMONS, CHARLES A & NICOLE A	30,700	111,000
SIMMONS, DANA J. & RITA B.	29,100	0
SIMMONS, DANA J. & RITA B.	28,400	144,700
SIMMONS, RONALD A & JEAN E	111,000	105,600

ST GEORGE TAX LIST

Owner's Name	Current Land Value	Current Building Value
SIMMONS, RONALD A & JEAN E	66,300	317,200
SIMMONS, RONALD A & JEAN E	66,700	0
SIMMONS, RONALD A & JEAN E	97,600	290,600
SIMMONS, TRAVIS & STEPHANIE	62,400	254,000
SIMMONS, VIRGINIA A. & HOWARD S	82,400	220,500
SIMMS, REGINA	349,900	231,400
SIMPSON, ERIC A.	53,300	23,800
SIMPSON, KIMBERLY ANNE	35,900	0
SIMS, KATHERINE N	0	0
SINCLAIR, DAVID W. & F. ANNE (1/2 INT)	125,800	0
SINCLAIR, ELLEN	457,200	125,600
SINCLAIR, ELLEN	31,200	0
SINCLAIR, ELLEN	221,800	54,400
SINCLAIR, ELLEN	30,200	0
SISCO, AMELIA ANNE & THOMPSON, CLAYTON	49,000	128,400
SKINDER, CARLA M	23,800	0
SKINDER, CARLA M	130,000	189,300
SKINNER, CHARLES B	109,700	132,900
SKINNER, CHARLES FRANKLIN	64,500	265,300
SKINNER, WICKHAM	812,400	678,100
SKOGLUND, JAMES G	0	85,800
SKOGLUND, JAMES G	259,300	109,900
SKOGLUND, JAMES G	92,500	135,300
SKOGLUND, JAMES G	19,600	0
SKOGLUND, ROBERT K	91,400	196,100
SKOGLUND, ROBERT K	30,800	0
SKOGLUND, ROBERT K	34,800	0
SKOGLUND, ROBERT K	6,000	0
SLEEPY HOLLOW FARM, LLC	2,481,700	374,800
SLEEPY HOLLOW FARM, LLC	492,700	161,400
SLEEPY HOLLOW FARM, LLC	370,100	78,600
SLIFKA, DONALD	107,300	177,600
SLIFKA, DONALD	69,800	0
SLOAN, JOHN & JACQUELINE HARRINGTON	22,300	103,300
SLOAT, ROBERT L & GILLIAN N	207,500	283,200
SLOSAR, HEATHER C, TRUSTEE	458,600	361,500
SLUSHER, JASON	1,700	0
SLUSHER, JASON	456,000	64,500
SMALL, ANTONIA & ELISSA	120,700	176,100
SMALLEY, JANE M	115,000	0
SMALLEY, JANE M	371,400	168,200
SMALLEY, JEREMY	23,800	0
SMART FAMILY LIMITED PARTNERSHIP	463,400	208,600
SMEDLEY, JOHN E & PARKER, CAROLE A	121,300	170,700
SMEGAL, JOHN A. & ZOLLER, JAMES S.	7,600	0
SMEGAL, JOHN A. & ZOLLER, JAMES S.	159,400	433,900
SMITH FAMILY PROPERTY (WELL)	3,400	1,300
SMITH FAMILY PROPERTY- A LOVE (75%)	26,400	42,400
SMITH FAMILY PROP-TENNIS COURT	30,100	9,400
SMITH, ALICE I	42,800	21,600

ST GEORGE TAX LIST

Owner's Name	Current Land Value	Current Building Value
SMITH, BAXTER	0	7,000
SMITH, BAXTER A & MELODY G M	16,700	0
SMITH, BAXTER A & MELODY G, TRUSTEES	122,500	243,900
SMITH, BAXTER A & MELODY G, TRUSTEES	12,000	0
SMITH, BAXTER A & MELODY G, TRUSTEES AND	135,800	0
SMITH, BAYARD W &	222,600	384,200
SMITH, BRANDON W	59,900	215,000
SMITH, BRANDON WILLIAM	4,700	0
SMITH, CHARLES LEWIS, JR.	67,500	51,700
SMITH, DANA E SR	46,000	167,200
SMITH, DARLENE	61,200	65,700
SMITH, DEANNA	87,700	135,300
SMITH, JUDITH A.	48,000	110,500
SMITH, KERRY E	65,900	158,000
SMITH, LARRY W	81,500	147,700
SMITH, LARRY W JR & ALICE I	63,000	175,000
SMITH, MARY JUNE	63,500	175,700
SMITH, MICHAEL J, &	449,200	253,500
SMITH, MICHAEL N., SR. & BETH A.	61,100	0
SMITH, MICHAEL P & PATRICIA A	74,900	161,700
SMITH, MICHAEL S	49,600	0
SMITH, MICHAEL; KATHERINE & ELIZABETH	759,400	243,100
SMITH, PHILIP L II	616,100	269,800
SMITH, PHILIP L. II	54,800	0
SMITH, PHILIP W & SHIELA S	91,700	101,800
SMITH, PHILIP W III, (20%) CUSTODIAN	221,800	563,700
SMITH, PHILIP W JR & SHIELA S	20,000	0
SMITH, PRISCILLA B. ADAMS FAMILY TRUST 2017	701,300	107,400
SMITH, PW.III& HILLARY;CUSTODIANS	42,700	0
SMITH, PW.III& HILLARY;CUSTODIANS	44,600	0
SMITH, ROBERT & MICHELE S	207,200	226,300
SMITH, S DORSEY	622,100	261,900
SMITH, S DORSEY & STEPHEN & PHILIP II	22,600	8,200
SMITH, SARAH AND H. PRESCOTT	55,700	18,500
SMITH, STEPHEN G	308,600	71,000
SMITH, STEPHEN G	36,400	0
SMITH, STEPHEN G & LAUREL V	54,900	0
SMITH, STEPHEN G & LAUREL V	134,900	171,000
SMITH, STEPHEN G. & LAUREL Q.	689,600	599,100
SMITH, STEPHEN G. (1/3RD)	712,600	0
SMITH, THERESA E	75,400	152,400
SMITH, TRISTAN B. & BETHANY R.	53,500	178,600
SMITH, WILLIAM R. & STEPHANIE	73,600	127,600
SMITH/LAWRENCE ET AL & LOVE, AN &	27,000	0
SMITH/LAWRENCE ET AL & LOVE, ANDY &	29,700	0
SMITH/LAWRENCE ET AL & LOVE, ANDY &	35,700	0
SMITH/LAWRENCE ET AL & LOVE, ANDY &	33,300	0
SMITH/LAWRENCE ET AL & LOVE, ANDY &	30,900	0
SMITH/LAWRENCE ET AL & LOVE, ANDY &	29,700	0
SMITH-RIEDEL, SUSAN	53,800	120,200

ST GEORGE TAX LIST

Owner's Name	Current Land	Current Building
	Value	Value
SNAITH, JANICE &	30,200	68,400
SNOW III, JOHN I & MARY L	60,500	265,500
SNOW, ANN D	683,400	227,700
SNOW, JOHN I & ANN D	220,700	158,200
SNOW, KATHERINE S	137,300	28,700
SNOW, STEPHEN L	27,300	0
SOFYANOS, THOMAS NICO &	823,400	345,300
SOLLEY, ANTHONY P & ANNE	86,600	430,600
SOLLEY, ANTHONY P & ANNE	11,900	0
SOLSTEN, KEVIN P & RODE, MARGARET L	45,700	222,600
SORG, ROBERT W & BARBARA L	283,200	259,800
SPAULDING, GERALD A. & ROBIN M.	22,200	94,500
SPECTACLE ISLAND FAMILY LLC	323,800	42,300
SPERANZA, ANTHONY & DIANE E.	58,400	281,600
SPINELLI, MICHAEL	64,600	0
SPRINGSTED/KOOREJIAN	625,300	115,300
SPRUCE COVE HOMEOWNERS ASSOCIATION	179,300	69,200
SREFINOC, LLC	685,300	578,600
ST CLAIR, NORMAN L & LEONA M	53,300	106,500
ST CLAIR, PATRICIA & LEROY	28,800	97,800
ST GEORGE GRANGE #421	277,500	181,100
ST GEORGE HISTORICAL SOCIETY	61,300	162,900
ST GEORGE HISTORICAL SOCIETY	36,000	0
ST GEORGE YOUTH & SCOUTING CO	76,500	169,000
ST GEORGE YOUTH & SCOUTING CO	18,100	0
ST GEORGE YOUTH & SCOUTING CO	36,500	0
ST GEORGES RIVER ASSOCIATION	561,800	417,200
STALLER, JUD A. & DONNA L.	457,100	387,100
STAMAN, JANE O.	6,500	0
STAMAN, JANE O.	458,400	283,900
STANLEY, LILLIAN E. (LE)	135,800	99,400
STAPLES, DAVID B & HELEN E	174,200	97,700
STARBIRD, R. TODD	60,700	177,900
STARK, DOUGLAS L. & AMY E.; TRUSTEES	77,300	150,100
STATE OF MAINE	133,500	0
STATE OF MAINE	147,900	0
STATE OF MAINE	260,600	0
STATE OF MAINE	133,300	0
STATZ, KAY M.	80,500	236,900
STAVNEZER, RONALD & DEBORAH	51,600	189,600
STEARNS, STEPHEN J. & VAN LENT, MARJORIE	225,900	66,100
STEIN, ADAM & JANE TRUSTEES OF ADAM/JANE	694,000	612,200
STEINER, NANCY	526,200	264,000
STEINER, RONALD E. &	330,500	142,000
STEINHEIMER, M MAX & BARBARA G TRUSTEES	48,800	198,400
STENDEL, LEWANA M.	73,600	148,600
STENGER, ROBERT L & AFTON E	43,700	162,500
STERLING, DONNA W	27,200	0
STERN, MATTHEW	135,800	201,000
STETSER, DANA MICHAEL	59,900	161,500

ST GEORGE TAX LIST

Owner's Name	Current Land Value	Current Building Value
STEVENS, MARK & TRIPP, LINDA; TRUSTEES	515,600	671,600
STEWART, SUNSHINE	29,300	86,700
STICKNEY, CHRISTOPHER R & KAREN E	53,500	155,400
STICKNEY, CHRISTOPHER R. & KAREN E.	33,800	0
STIMPSON, CHARLENE E	55,200	104,500
STIMPSON, FREDERICK A	53,500	130,100
STONE TRUST LLC	177,200	0
STONE, JILL A.	36,700	88,800
STOUT, WALTER E. & STEVEN R.; TRUSTEE &	126,300	155,000
STOUTER, EILEEN	58,800	97,900
STROLLO, EDMUND P & CAROL J	141,600	0
STUART, WILLIAM I & GAYLE T	50,100	199,300
STUMP, CHRISTOPHER C & BROPHY, BRIANNE E	80,300	290,800
SUBLETT, ERIC & COLBY, CAROL, TRUSTEES	22,800	0
SUBLETT, ERIC D & COLBY, CAROL S	202,200	73,500
SUKER, STEPHAN J	25,200	11,200
SUKER, STEPHAN J	287,900	175,900
SULLIVAN, JUDY E	53,500	108,200
SULLIVAN, SCOTT & GRAHAM, MICHELLE	520,100	14,700
SULLIVAN, SCOTT P, TRUSTEE &	524,100	447,200
SULLIVAN, STEVEN E	59,500	164,200
SUNSET HOUSE LLC	110,700	132,300
SURETTE, PETER C & PATRICIA A	231,100	233,100
SUSSBERG, LAWRENCE & BARBARA	158,200	130,500
SUTSCHEK, SCOTT R. & MICHELLE J.	195,500	281,600
SWAIN, CARL & JANICE	57,000	56,500
SWANSON, GIFFORD A. & SHARON A.	293,000	165,900
SWANSON, KATRINA & LORSCHIEDER, EDITH	148,000	23,700
SWING, PAMELA S.	79,100	192,200
SWITTLINGER, WILLIAM & MARIANNE	347,500	210,200
SYTSMA, ERIC D & RYAN, PATRICIA,	54,800	140,500
SYTSMA, ERICK D & LILY HYDE	53,500	6,300
TABER, HENRY F & REBECCA F	129,000	323,800
TABOR, VICTORIA; DAVIS, ELIZABETH;MORGEN, C.	3,506,000	0
TAFT, JANICE & FRANK & MONROE, JOANNA	60,500	170,900
TALBOT, LUCINDA K	60,900	135,800
TANNEBRING, C. JEFFERY & BRADFORD	380,700	54,600
TARBOX, BRIAN S & KATIE	45,500	259,700
TARBOX, MORTON E JR	18,100	0
TARBOX, MORTON E JR	48,800	99,000
TARBOX, SAMUEL M & HEATHER R.	70,400	179,700
TARBOX, TIMOTHY	18,300	0
TARDIF, SCOTT W.	79,700	317,800
TASKER, RICHARD S & SHEILA C.	261,700	143,500
TAX ACQUIRED/BOYNTON, VANESSA B	282,000	54,000
TAX ACQUIRED/CHADWICK, STEPHEN P./ESTATE OF	76,100	171,900
TAX ACQUIRED/FIELD, BRIAN & MARSHALL	34,200	64,900
TAX ACQUIRED/MAKINEN, SCOTT	84,200	23,400
TAX ACQUIRED/MELQUIST, JOHN A JR.	78,500	156,600
TAX ACQUIRED/PATTERSON, JOYCE	30,100	64,600

ST GEORGE TAX LIST

Owner's Name	Current Land	Current Building
	Value	Value
TAX ACQUIRED/REIN, ERLA T. (LE)	53,500	89,600
TAX ACQUIRED/UNKNOWN OWNER	2,800	0
TAX ACQUIRED/UNKNOWN OWNER	2,700	0
TAX ACQUIRED/UNKNOWN OWNER	5,900	0
TAX ACQUIRED/UNKNOWN OWNER	9,800	0
TAX ACQUIRED/YOUNG, SCOTT & MICHELLE	30,400	0
TAYLOR, JOYCE	86,300	0
TAYLOR, JOYCE R	291,000	161,900
TAYLOR, MAUREEN & HARRY	177,000	188,900
TAYLOR, STEPHEN B & MICHELE L	458,000	566,100
TAYLOR, STEPHEN B TRUSTEE	339,700	0
TAYLOR, STEPHEN B. LIVING TRUST	88,800	0
TAYLOR, STEVEN & ELAINE	57,900	0
TAYLOR, STEVEN & ELAINE	83,300	144,800
TENANTS HARBOR GENERAL STORE LLC	66,500	227,900
TENANTS HARBOR BOAT YARD INC	754,000	758,300
TENANTS HARBOR MOONLIGHT LLC	464,200	56,000
TENANTS HARBOR STANDARD WATER DIST	135,100	62,800
TENANTS HARBOR STANDARD WATER DIST	67,300	0
TENANTS HARBOR STARLIGHT, LLC	568,700	255,300
TENANTS HARBOR SUNSHINE, LLC	578,800	387,700
TENANTS HARBOR WHARF, LLC	515,600	647,500
TESTERMAN, LEROY N. & MARY W.	0	16,500
TESTERMAN, LEROY N. & MARY W.	251,200	326,000
THE AMUNDSEN FAMILY TRUST	407,000	102,000
THE APPLE HOUSE REALTY TRUST	55,000	165,400
THE BAKER PROPERTY TRUST	590,500	126,800
THE BAKER PROPERTY TRUST	59,300	163,400
THE BAKER PROPERTY TRUST	587,800	192,300
THE BICKMORE HOUSE LLC	125,000	225,400
THE DAVIS KEYSTONE INHERITANCE TRUST	334,500	57,000
THE GOODWIN FAMILY REVOCABLE TRUST	380,700	148,300
THE GRINNELL MORE 2005 REV TRUST	962,900	437,000
THE GRINNELL MORE 2005 REV TRUST	113,300	0
THE GULL ROCK FAMILY TRUST	488,000	47,100
THE SEASIDE INN AND BARN CAFE, LLC	157,100	459,800
THEROUX, PAUL	468,200	269,000
THEROUX, PAUL	457,900	290,700
THEROUX, PAUL	61,900	18,300
THISSELL, RANDALL & MERCEDES	40,200	65,000
THOMAS, DANIEL L	29,300	0
THOMAS, DANIEL L	26,100	0
THOMAS, PHILIP E (THOMAS REV TRUST) & DEANE A &	763,800	130,600
THOMAS, ROBERT & JO ANN	99,700	204,300
THOMAS, SHAWN R.	76,000	88,500
THOMPSON, COREY W & REBECCA H	63,700	255,000
THOMPSON, JACQUELINE I.&	22,200	117,300
THOMPSON, JESSICA D.	28,300	82,000
THOMPSON, JUSTIN D.	79,300	50,700
THOMPSON, MICHAEL R & HANNAH M	30,500	0

ST GEORGE TAX LIST

Owner's Name	Current Land Value	Current Building Value
THOMPSON, NICHOLAS V & GILLIAN	111,400	109,100
THOMPSON, PETER & KAREN	132,100	177,000
THOMPSON, RUTH & ROBINSON, ELLIOTT	26,700	300
THOMPSON, TRAVIS C.	69,200	196,800
THOMPSON, VAN P &	615,900	908,500
THOMPSON, VERNON L	80,000	145,400
THOMPSON, VERNON L	257,000	7,400
THOMPSON, VERNON L & HARRIET A	497,000	263,700
THOMSON, ARLINE K. (LE)	203,100	135,100
THOMSON, MATHEW W.	53,400	27,500
THORBJORNSON, EDWARD B	19,500	0
THORBJORNSON, EDWARD B	153,600	0
THORBJORNSON, EDWARD B	24,300	0
THORBJORNSON, EDWARD B	21,100	0
THORBJORNSON, EDWARD B	19,000	0
THORBJORNSON, EDWARD B.	241,200	238,300
THORBJORNSON, EDWARD B.	55,900	69,500
THORBJORNSON, EDWARD E.	50,000	187,500
THORBJORNSON, GARRETT	157,900	0
THORBJORNSON, TAMMY	36,000	32,400
THORBJORNSON, ZACHARY W	20,100	0
THREE DOGS CAFE, LLC	347,500	0
TIBBETTS ROAD PLACE, LLC	2,620,500	2,656,500
TILT REV. TRUST	555,300	409,200
TILTON, KATHY	53,000	110,700
TIME WARNER CABLE INTERNET LLC	7,100	0
TIME WARNER NORTHEAST LLC	724,700	0
TIMELESS DAYS L.L.C.	405,300	166,100
TINKER, AMIE M & SAWYER, TRAVIS W	22,300	19,600
TINKER, MEGAN L.	21,900	112,100
TINSLEY FAMILY MAINE RESIDENTIAL TRUST	2,063,800	1,039,000
TORPEY, PRISCILLA E & WILLIAM T	501,400	409,200
TOWLE, DAVID & PATRICIA	57,100	182,900
TOWN OF ST GEORGE	60,700	14,800
TOWN OF ST GEORGE - COFFIN LOT	59,700	0
TOWN OF ST GEORGE - COLLINS PARK	75,600	0
TOWN OF ST GEORGE - KINNEY WOODS	115,900	0
TOWN OF ST GEORGE - LANDFILL SITE	45,800	0
TOWN OF ST GEORGE - LIBRARY	63,000	174,000
TOWN OF ST GEORGE - LIGHTHOUSE	4,062,000	372,800
TOWN OF ST GEORGE - PC 10 COLD STG RD	547,200	444,900
TOWN OF ST GEORGE - PC PUB LANDING	181,600	335,000
TOWN OF ST GEORGE - TOWN FOREST	80,200	0
TOWN OF ST GEORGE/MUNICIPAL SCHOOL UNIT	281,700	3,829,900
TOWN OF ST GEORGE-BALLFIELD/TC	250,300	60,000
TOWN OF ST GEORGE-DRIFT INN PARKNG	162,600	0
TOWN OF ST GEORGE-FORT ST. GEORGE	190,800	3,600
TOWN OF ST GEORGE-MARSH PROPERTY	25,200	0
TOWN OF ST GEORGE-PC FIRE STATION	94,200	40,600
TOWN OF ST GEORGE-RT.73 FIRE STATION	65,200	68,300

ST GEORGE TAX LIST

Owner's Name	Current Land Value	Current Building Value
TOWN OF ST GEORGE-SCOTT BALLFIELD	106,900	0
TOWN OF ST GEORGE-TEN HBR PUB LAND	393,600	428,100
TOWN OF ST GEORGE-TOWN OFFICE/FS		77,000
TOWN OF ST GEORGE-TOWN OFFICE/FS	411,700	1,008,700
TOWN OF ST GEORGE-TRANSFER STATION	93,500	364,900
TOZIER, LAUREN A JR	27,000	0
TRACY, HOLLY ANN	203,600	20,700
TRASK, VIRGINIA R.	128,000	184,200
TREDWAY, PATRICIA A TRUSTEE	413,700	127,600
TREICHLER, NICOLE I.	53,100	196,900
TRIPP, GEORGE O III & KATHERINE S	194,700	221,100
TRIPP, JAMES R	64,100	0
TRIPP, JOHN	77,000	362,300
TRIPP, LINDA S W	594,100	213,000
TRIPP, LINDA S W	15,500	82,200
TRIPP, SUSAN J.	682,700	408,500
TRONE, ROBERT W	460,600	387,100
TRUEMAN, LAWRENCE & DIANNA	96,700	292,300
TRUST U/A ALLAN F & SALLY N PARSONS	858,000	235,500
TUCKER, CECILE & ULBRICH, WILHELMINA	551,100	521,300
TUCKER, DAVID C, TRUSTEE OF THE	242,700	201,700
TUCKER, LAWRENCE	163,500	65,100
TURKEY COVE GLENMERE LLC	492,400	296,800
TURKEY COVE GLENMERE LLC	7,100	0
TURKEY COVE LLC	13,800	0
TURKEY COVE LLC	951,300	290,200
TURKEY COVE LLC	23,800	24,200
TURKEY COVE LLC	5,800	0
TURKEY COVE LLC	93,300	189,800
TWAITS, LARRY	73,900	200,300
TWEEDIE, THERON	68,900	51,600
TYLER, DUANE H. & AMY G.	47,600	151,900
UNITED STATES OF AMERICA	133,500	0
UNITED STATES OF AMERICA	131,500	0
UNITED STATES OF AMERICA	245,900	0
UNIVERSAL STAR, LLC	237,900	495,000
UP EAST, INC.	3,908,900	1,903,100
UPHAM, BEVERLY L, ESTATE OF	89,100	77,700
UPHAM, RAYMOND F.,III & TAMELA L.	64,800	136,000
URBAN, PATRICIA, TRUSTEE	31,000	14,100
VACHON, THOMAS J & ANGELA	59,300	199,700
VAITONES, SCOTT B & VIRGINIA T	558,500	145,300
VAN DYKE, KATHLEEN, & HARRIS, DOUGLAS	179,100	50,100
VAN KEUREN, M. LUISE	33,300	69,000
VAN OSTRAND, HOLLY J.	90,700	148,200
VAN VUUREN, PETA MARJA	83,700	112,700
VANASSE, JAMES V & MARYANNE C	55,200	112,500
VANASSE, JAMES V & MARYANNE C	23,800	17,600
VANASSE, JAMES V. & MARYANNE C.	192,900	39,000
VANASSE, NANCY	45,000	31,500

ST GEORGE TAX LIST

Owner's Name	Current Land Value	Current Building Value
VANCE-ABRAMS 2012 TRUST	518,700	415,100
VANDER NOOT, JAMES M	37,500	0
VANDER NOOT, JAMES M. & TERRY M.	79,900	266,700
VANDERSLICE, WILBUR B & CHARLENE A	382,500	412,200
VANHOUT, WIM-KEES, TRUSTEE &	151,400	128,200
VANNOY, ROBERT B	456,700	126,600
VANNOY, ROBERT B	119,300	271,100
VASSO, PAMELA S.	192,000	72,500
VAUGHAN, WARNER & SUSAN	242,000	215,500
VAZQUEZ, ELYVAN & ESTHER	46,600	109,900
VELIE, ANN E.	286,400	0
VERMEULEN, RICHARD D. & LYNN P.	374,700	458,600
VERMEULEN, RICHARD D. & LYNN P.	275,700	0
VICKERMAN, INGALIL	89,400	125,900
VILES, DEREK R & ERIKA L	29,400	136,700
VILLANO, GWENDOLYN L. & MARTIN A.	59,500	128,300
VIOLETTE, L.J. & J.F., TRUSTEES	337,500	179,800
VOLPE, ANITA M.	84,000	180,600
VON HOFFMAN, ARISTODEMOS	70,800	266,500
VOSE, CHARLES E. & DOODY, HOLLY	541,300	119,200
VOSE, SANDRA RACKLIFF (GRIERSON)	125,600	165,900
WADSWORTH, NICOLE J	44,400	153,200
WAHEBE INC	800	0
WAHEBE INC	827,000	7,800
WALCH, WILLIAM E. & MARLENE J. TRUST	465,200	297,000
WALKER, PETER J & DENA B	276,000	0
WALKER, RONALD & LORRAINE, TRUSTEES	124,700	336,400
WALL, CHARLES & HELEN & DAVID A.	29,300	69,200
WALL, RICHARD M. & PHELPS, MALTA L	23,700	0
WALLACE LLC	687,000	227,900
WALLACE LLC	92,000	0
WALLACE, PETER & TENA	53,400	208,800
WALLACE, RALPH & HAUNANI	101,000	0
WALLACE, ROGER WAYNE	19,700	18,700
WALLSTROM, BENGT	609,700	418,900
WALLSTROM, BENGT	36,300	0
WALPUCK, JOHN J & MOLLY L	234,500	224,300
WALSH, CHARLENE	62,300	67,200
WALTON, ADELAIDE W. TRUSTEE OF THE	237,300	378,100
WARD, JACOB & STUART, SUMMER	59,500	97,800
WARNER, RICHARD E & GALE M	85,300	186,000
WARRINGTON, AMY JEAN & SCOTT D	68,900	160,600
WARRINGTON, SCOTT D & AMY J	71,800	276,500
WATERS, ERIC J. & CLAIR E.	457,700	325,700
WATERS, MARION H	171,400	269,300
WATERS, NOREEN P.	387,800	89,800
WATSON, ALISON & FONGEMIE, JACOB	56,900	183,400
WATT, STEPHEN B & NANCY W	82,900	139,500
WATT, STEPHEN B. & NANCY W.	48,800	160,800
WATT, VALERIE	81,500	168,300

ST GEORGE TAX LIST

Owner's Name	Current Land	Current Building
	Value	Value
WATTS, AUSTIN & HELEN	36,000	0
WATTS, AUSTIN & HELEN	11,500	0
WATTS, AUSTIN & HELEN	35,700	0
WATTS, H TODD & LAUREN B	170,100	47,200
WATTS, H TODD & LAUREN B	55,600	160,400
WATTS, H. TODD & LAUREN B.	67,000	0
WATTS, HAROLD TODD & LAUREN	72,600	207,600
WATTS, HAROLD TODD & LAUREN B	56,800	33,700
WATTS, HAROLD TODD & LAUREN B	339,600	244,500
WATTS, LAUREL A	47,500	139,700
WATTS, RANDALL B & SUSAN J	10,900	0
WATTS, RANDALL B & SUSAN J.	106,700	289,300
WATTS, ROBERT F JR	0	35,500
WATTS, STEVEN L & STONE, KEITH E	646,500	266,400
WATTS, TIMOTHY L. & TAYLOR, JOYCE	12,500	0
WATTS, TODD, LAUREN, MEGAN, &	85,300	0
WATTS-JOHNSON, DONNA	36,400	119,100
WAUGAMAN, WENDY	15,100	0
WAUGAMAN, WENDY	488,200	44,900
WAYLAND, GEORGE M & TINA	53,500	118,800
WEAVER, CLIFTON R & RAGNA E	54,100	90,500
WEAVER, CLIFTON R & RAGNA E	27,300	0
WEAVER, DARRIN C II & KRYSTLE L	25,000	88,200
WEAVER, DONALD & LAUREL	56,800	13,900
WEAVER, DONALD & LAUREL	103,700	123,200
WEAVER, DONALD & LAUREL (1/6 INT)	34,300	800
WEAVER, RICHARD E & ASTRID E	53,500	25,100
WEAVER, RICHARD E & ASTRID E	88,200	177,800
WEBB, MARY L	176,100	193,800
WEBB, MARY L	225,700	49,600
WEBB, MARY L	91,200	0
WEBB, MARY L	61,700	0
WEBBER, ANNE W	83,200	212,100
WEBBER, ANNE W	49,100	0
WEBBER, DEREK	62,100	108,000
WEBBER, MERRILL R & LAURIE L	54,500	234,500
WEEKS, RANDAL R	682,700	310,700
WEIGEL ROBERT G & EMILY K	682,300	436,300
WEIKERT, BRADLEY & AMI	42,500	220,100
WEINHEIMER, DEBORAH & MATTHEW	61,000	189,200
WELCH, ADELE MERRILL	6,000	284,700
WELCH, ELIZABETH T	119,600	342,600
WELCH, LINDA	90,800	0
WELLS, TRACY C, TRUSTEE & CHRISTOPHER D, TRUSTEE	63,000	195,500
WELLS, TRACY C, TRUSTEE & CHRISTOPHER D, TRUSTEE	55,400	151,000
WESCOTT, WAYNE	108,800	85,100
WESCOTT, WAYNE A & WALLIS, ROBERT	587,600	262,600
WEST FAMILY TENANTS HARBOR TRUST	461,700	177,800
WESTERVELT FAMILY IRR TRUST 3/23/18	54,000	232,200
WHEELOCK, DEBORAH, TRUSTEE	75,400	198,500

ST GEORGE TAX LIST

Owner's Name	Current Land Value	Current Building Value
WHITE, DAVID D. & ROBIN P.	432,900	76,200
WHITEHEAD ISLAND CORP.	59,800	0
WHITEHEAD ISLAND CORP.	660,200	163,100
WHITEHEAD ISLAND CORP.	59,700	0
WHITEHEAD ISLAND CORP.	21,500	0
WHITEHEAD.THOMAS(1/4)&OLIVER(1/4)	414,300	209,500
WHITING, DANIEL; WHITING, CHRISTOPHER, THOMAS,	6,800	0
WHITING, DANIEL; WHITING, CHRISTOPHER, THOMAS,	6,900	0
WHITING, DANIEL; WHITING, CHRISTOPHER, THOMAS,	35,700	0
WHITING, JEANINE C.	65,200	124,400
WHITNEY, JOHN M TRUSTEE OF THE WHITNEY FAMILY	112,900	130,400
WHITTIER, ROBERT E	169,700	132,600
WHITTIER, ROBERT E	120,300	0
WHORISKEY, JOHN R., SR	23,100	24,300
WICKENDEN, JAMES & JENNIFER	683,900	459,800
WIGGIN, ROBERT	212,200	0
WIGHT, DWANE W. & LISA M.	56,700	136,100
WILCOX, PAULINE	61,800	307,000
WILDCAT QUARRY, L.L.C.	576,200	0
WILEY, CLAUDETTE R	281,900	147,200
WILEY, DALE M	7,700	0
WILEY, DALE M	16,700	0
WILEY, DALE M	568,400	131,100
WILEY, PRESTON & LAURA	81,000	195,600
WILEYS CORNER CEMETERY	10,000	0
WILEYS CORNER CEMETERY	42,100	0
WILGUS, CRAIG	66,000	245,500
WILGUS, CRAIG & MARY	68,900	0
WILGUS, CRAIG S & HAIGHT, GLEN E &	130,700	11,500
WILGUS, DAVID N.	60,200	93,400
WILGUS, JESSE A	61,500	178,500
WILKINSON, SANDRA J.	51,600	83,400
WILL, MICHAEL S.	128,000	61,100
WILLARD, RICHARD & ERIKA	44,500	112,700
WILLEY, WALTER IV & MELISSA J.	258,500	228,600
WILLIAM P. & PATRICIA L. MUNGER REV TRUSTS	681,900	400,400
WILLIAM P. MUNGER REVOCABLE TRUST	507,200	50,600
WILLIAMS, ANNE R	184,600	328,300
WILLIAMS, CYNTHIA J	459,400	218,300
WILLIAMS, DAVID ALLAN & DAVID ALLEN	50,100	139,500
WILLIAMS, JOEL H	51,100	88,200
WILLIAMS, THOMAS W & VIRGINIA H	552,000	236,600
WILLIAMSON, CHRISTOPHER B TRUSTEE	363,700	186,400
WILLIS, MICHAEL & BRITTANY	31,400	0
WILLIS, TERENCE R & VERA L	456,000	190,300
WILLS-BARBERI, CAROLYN	369,900	243,500
WILLS-BARBERI, CAROLYN & WILLS, JONATHAN B	344,200	107,100
WILSON, ALLISON P JR	299,100	213,800
WILSON, CAROLYN A & DOCK, STEPHEN	225,800	251,200
WILSON, CHARLENE L. & SCOTT A.	22,200	120,400

ST GEORGE TAX LIST

Owner's Name	Current Land Value	Current Building Value
WILSON, ELAINE	151,500	201,300
WILSON, III, DONALD W. &	61,900	102,700
WILSON, III, DONALD W. & MARILYN J	60,400	0
WILSON, JOLINE W	163,700	108,900
WILSON, JOLINE W	63,000	65,500
WILSON, JOSIAH R	70,100	93,200
WILSON, JOYCE	46,300	95,500
WILSON, LOUKAS L	80,300	126,900
WILSON, MARGUERITE & MOSCARDI, VICTORIA	63,900	148,700
WILSON, MARGUERITE R & MOSCARDI, VICTORIA L	69,600	155,300
WILSON, WALTER L	91,500	78,100
WINSKI, MARGARET A.	366,600	372,900
WIRKALA, JAMES K. & CRYSTAL M.	45,900	163,900
WISMAN, LOIS G. & KEN	187,100	0
WITHAM, BERT E, TRUSTEE OF BERT E	232,800	551,600
WITHAM, BERT E. & JASON C.	33,300	60,800
WITHAM, ELMER & SHEILA	34,100	0
WITHAM, ELMER & SHEILA	59,800	0
WOLF, TERRENCE J & PAMELA B	52,700	97,400
WOLIN, RICHARD & VIVIAN	81,600	215,200
WOODBIDGE, DEWINGTON	64,400	211,200
WOODBIDGE, HENRY S. III	55,900	122,500
WORTMAN, JULIE & COX, ANNE	42,000	25,500
WORTMAN, JULIE A.	150,100	161,100
WRIGHT, BEATRICE A	122,400	230,600
WRIGHT, MAURA M 2006 TRUST	552,100	352,100
WURMAN, JOSHUA & CHAN, LING	900,700	128,700
WWFII, LLC	456,400	140,200
WYETH, ANDREW; TRUSTEE	958,500	172,800
WYETH, JAMES B	315,700	0
WYETH, JAMES B	921,200	1,014,000
WYETH, JAMES B.	163,800	113,400
WYETH, JAMES B.	109,700	216,900
WYETH, JAMES B.	508,500	0
WYETH, NICHOLAS & WYETH, JAMES BROWNING, TRUSTEES	1,691,000	808,900
WYETH, PHYLLIS M. & JAMES B.	613,800	300,800
WYETH, PHYLLIS, TRUSTEE	223,200	407,700
YAKOVENKO, SANDRA	55,200	136,000
YANNIE, CARMINE	84,300	84,800
YANZ, LUCY	51,100	142,200
YATES, ROY D. & THERESA & VALERIE P.	457,400	477,500
YATES, ROY D. & THERESA & VALERIE P.	70,400	0
YATTAW LOT, LLC	32,900	166,000
YATTAW, CLIFTON W. & CHERIE A.	88,300	192,200
YATTAW, DONNA D. (LE)	25,800	96,200
YATTAW, KAREN A.	34,500	118,000
YATTAW, ROGER F JR	24,600	28,400
YODER, THOMAS P & SUSAN A	71,200	312,500
YORK, BRIAN	65,500	117,300
YORK, BRIAN & DESIREA	56,100	61,600

ST GEORGE TAX LIST

Owner's Name	Current Land Value	Current Building Value
YORK, JEFFREY A	29,300	124,800
YORK, KEITH N	6,300	0
YORK, PETER E	84,700	173,900
YOUNG, DENISE A.	29,800	101,800
YOUNG, JANIE K & BRADFORD G.	264,000	106,300
YOUNG, LINDA; TRUSTEE	155,500	183,400
YOUNG, MICHELLE C.	41,900	103,900
YOUNG, RICHARD T.	341,000	177,100
YOUNG, TOBEY P	58,300	43,400
YOVINO, BETHANY P.	68,200	341,400
YOVINO, GLENN A & BETHANY P.	32,200	0
ZABLE, LUKE J	20,400	81,500
ZEINER, CHARLES H & DORCAS E. (LE)	83,900	136,600
ZICKEFOOSE, JULIE	257,100	0
ZIERDEN, WILLIAM E. & SELMA S.	464,400	551,400
ZIMBA-KIRBY, ALEXIS & MANK, NOAH	53,700	139,800
ZUCKERNICK, DARA	84,500	311,200
ZWECKER L.L.C	748,500	585,000

TAX ACQUIRED PROPERTY (AS OF 12/31/2018)

Name	Map/Lot	Amount
Boynton, Vanessa	222-041	\$ 8,993.63
Chadwick, Stephen	208-023	11,073.47
Chadwick, Stephen	208-010	658.76
Field, Brian & Marshall	104-048	886.95
Gray, Lloyd J., Jr	233-022	6,632.24
Makinen, Scott	213-005	9,903.14
Melquist, John Jr.	215-035	11,379.45
Patterson, Joyce	225-012	8,193.95
Rein, Erla	232-061	2,093.99
Schwab, Donald	102-011	2,923.66
Unknown Owner	217-033A	239.75
Unknown Owner	218-040A	379.99
Unknown Owner	234-114A	550.90
Young, Scott & Michelle	231-071	1,636.65

ABATEMENTS

Name	Map/Lot	Abatement Amount	Reason for Request
Richard, Jr. Daniel D.	219-084	\$1,160.82	Combined lots
Coddington, Diane & William	208-059	854.73	Land value adjustment
Barrington, Debra	216-070	639.93	Bldg value adjustment
Paulsen, Michele	235-074-001	25.96	Bldg value adjustment

2017 OUTSTANDING TAX LIENS (AS OF 12-31-2018)

NAME	MAP/LOT		PRINCIPAL AMOUNT
Anderson, Douglas Christopher	204-007B	\$	103.96
Benner, Thurin	224-043A		92.22
Benson, Helen Estate	224-021		3,730.56
Black Harpoon, LLC	102-130		1,683.04
Cline, Gregory K	233-032		1,224.09
Cline, Ralph E Jr	229-054		1,476.39
Cline, Ralph E Jr	229-053		4,470.06
Cline, Ralph E Jr	233-023		519.39
Coolbroth, Joseph O & Gloria	208-031		948.30
Davis, Jeremy	236-001		770.82
Dean, Suzanne M	224-068		1,448.95
Fogg, Alicia	215-039		1,131.00
Gloede, William F & Yvonne K	230-018		3,801.03
Hall, Diane L	105-078		2,106.27
Hall, George C. & Sons	222-028		1,860.76
Hardt, Katheryn A.	106-047		1,646.91
Herring, Gerald	210-001		1,262.37
Hoffman, Karl	213-011		1,317.18
Hupper, Whitney	207-009		60.93
Johnson, Russell J.	228-004		1,284.99
Kinney, Sally Jo	231-026		5,666.31
Knowlton, Angela K.	224-072		2,099.31
Knowlton, Charles L.	215-025		553.32
Knowlton, William J.	219-057		889.14
Knowlton, William J.	225-004		1109.25
Knowlton, William J.	219-056		450.66
Larocque, The Estate of	205-095		3,914.13
Lord , James P.	225-047		246.21
Lord , Martha U. Rev Trust	101-037		381.06
Lord , Martha U. Rev Trust	101-028		311.46
Mann, Milton & Barbara B	210-028		1,243.23
Mann, Milton & Barbara B	210-026		1,136.22
Mann, Milton & Barbara B	210-027		783.00
Maxwell, Donna H.	215-038		1553.58
Maxwell, Donna H.	215-040		294.93
Mitchell Kristina	218-006		771.85
Mudgett, Catheryn M	232-001		1,527.72
Mulholland, Patricia F.	224-053		343.21
Munson, Calvin	217-029		1,752.75
Neild, Roland	234-127		173.13

Oakes, Wilder Charles	233-028	1,037.04
Rocket Enterprises, Inc.	234-122	519.27
Rychling, Gary & Gladys	207-017	532.44
Smith, Darlene	228-016	144.29
Smith, Tristan B. & Bethany R.	210-003	2,019.27
Tinker, Amie M & Sawyer, Travis W	235-051	364.53
Tozier, Lauren A Jr	228-002	234.90
Universal Star, LLC	219-085	6376.23
Universal Star, LLC	219-065	29.58
Wall, Charles & Helen & David A.	213-026	574.20
Willis, Michael & Brittany	233-021-003	273.18
Wilson, Charlene L. & Scott A.	239-007	1,239.92
York, Jeffery A	102-001	1,123.17
Young, Tobey P	105-070	813.45
	TOTAL \$	71,421.16

PROPERTY UNDER STATE PROGRAMS 2018
Farmland

Dennison, Donna 239-003
 Redick, Dyan 208-002
 Schellens, Christopher 214-001
 Tucker, Cecile Ulbirsch Wilhelmina 403-001

Working Waterfront

Carlson, Richard 222-027
 Fischer, Tatiana 102-036
 Herring Gut Learning Ctr 101-049
 Hupper, Neal 205-028
 Monaghan, Keith 103-004
 Port Clyde Fishermen's Co-op 102-057
 Rackliff, Craig 229-043
 Rackliff, Douglas 229-044/45
 Rackliff, Eileen Trustee 229-039
 Sam Miller, Inc. 233-062
 Schwab, Carl 102-065
 Simmons, Ronald 102-080
 A & R Enterprises 104-005

Open Space

Blueberry Cove Associates 216-001
 Sleepy Hollow Farm 401-013
 Faulkner, Anne, Emily & Abigail 240-001
 French, Charles 221-015
 Johnson, Elisabeth Remy 208-029A
 Korpinen, Janet 208-029
 Lambert, Donald & Mary 210-040
 Lang, William 210-016
 Sandbury, Job & Ingeborg 205-080
 Skinner, Wickham 224-011
 Smalley, Jane 227-044
 Smalley, Jane 227-039
 Theroux, Paul 229-055
 Maine Coast Heritage Trust 220-002
 Whitehead Island Corporation 240-002
 Whitehead Island Corporation 240-003
 Whitehead Island Corporation 240-004
 Whitehead Island Corporation 240-009
 Teel Island, Ann Grimes 401-009
 Davis Elizabeth Tabor,
 Victoria, Morgen, Christine 223-002/3
 Davis Elizabeth Tabor,
 Victoria, Morgen, Christine 223-004

Conservation Easement

French, Robert & Shirley 221-015
 Merrow, Arthur & Susan 211-010
 Jalbert, James & Sandra 209-033
 Skoglund, James 227-064
 Skoglund, James 227-031

Tree Growth

Bates, Richard 217-004
 Blenk, Robert & Mary 238-002
 Burnt Island LLC 404-003
 Cogger, Anne & Hyde, Les 225-027
 Cogger, Anne & Hyde, Les 225-026
 Cook, Marjorie 221-042
 Cowperthwaite, John K 217-212
 Deep Cove Gallery 204-030
 Eifert, R. Terry 201-011A
 Eldulmiati, Manal 201-034
 Erickson Maine 401-002
 Flint, Peter & Ferris, Flint 201-020
 Gray, Lloyd 233-022
 Hannemann, Paul & Roger 209-030
 Howe, Naomi 225-080
 Pate, Priscilla 217-007
 McConochie, John & India 217-005
 McCoy, Maude Robin 233-057
 Turkey Cove Glenmere LLC 206-072
 Turkey Cove Glenmere LLC 206-073
 Belajonas, Autumn 214-023
 Old Woods Farm LLC 215-015-011
 Peterson, John 201-011
 Skoglund, Robert 231-085
 Turkey Cove LLC 211-030
 Turkey Cove LLC 211-007
 Turkey Cove LLC 211-041
 Up East Inc. 404-001
 Watts, Randal & Susan 212-006
 Miller, Jed 214-023C

TOWN OF ST. GEORGE
KNOX, SS STATE OF MAINE

To: Tara Elwell, a resident of the Town of St. George, in the County of Knox:

GREETINGS:

In the name of the State of Maine, you are hereby required to notify and warn the citizens of the Town of St. George, in said County, qualified by law to vote in Town affairs, to meet at the St. George Town Office, in said Town, on Monday, the 13th day of May, 2019, at 8:00AM, then and there to act on the following articles, to wit:

[The polls will be open for voting on these five (5) articles from 8:00AM to 8:00PM.]

ARTICLE 1. To elect a moderator to preside at said polling place.

ARTICLE 2. To elect by secret ballot TWO (2) Select Board members for three year terms.

ARTICLE 3. To elect by secret ballot TWO (2) School Committee members for three year terms.

ARTICLE 4. To vote by secret ballot to amend the "Saint George Coastal Waters Management Ordinance", as presented at the public hearing on February 19, 2019.

ARTICLE 5. To vote by secret ballot to amend the "Georges River Regional Shellfish Management Ordinance", as presented at the public hearing on April 1, 2019.

THE GRRSM JOINT BOARD RECOMMENDS APPROVAL.

A copy of these ordinances have been on file with the Clerk's Office at least seven days before the Town Meeting. A certified copy of these ordinances is available for review in the Office of the Town Clerk during regular business hours.

Respectfully submitted,

ST GEORGE SELECT BOARD

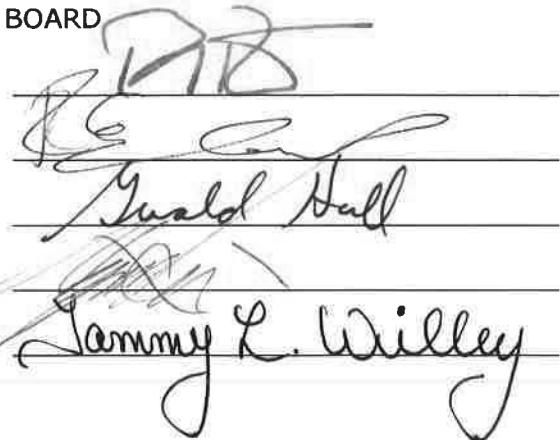
Richard Bates

Randall Elwell

Gerald Hall

Wayne Sawyer

Tammy Willey



Overview of Proposed Municipal Expense Budget for FY20

For the Warrant Articles that address funding for the fiscal year ending June 30, 2020, an overview of the significant changes from the current fiscal year seems appropriate. To that end, the Town is proposing Gross Municipal Expenses of \$3,264,231 for the upcoming fiscal year ending June 30, 2020, which is an increase of \$210,231 (6.9%) in spending over the current year. The obvious question is "What are the major differences between the budget proposed for FY20 (FY20BP) and the current year's budget (FY19B)?" As is often the case, the answer to that question involves only a handful of expense items. These expense items are identified and the reasons for their year to year difference are explained in the table below.

Major Changes in the Proposed FY20 Expense Budget versus Approved FY19 Expense Budget

Budget Line Item	FY19B	FY20B	Variance		Comments
			\$\$\$	%	
Harbors Debt Payment	\$94,000	\$304,938	\$210,938	224.4%	New debt payment on 10 Cold Storage Road renovation
Generator for Shelter	70,000	0	(70,000)	-100.0%	Generator installed at school in FY19 to provide emergency shelter, a one time expense
Winter Maint. Contracts	148,500	203,360	54,860	36.9%	Town now maintains Rt. 131 in winter, but receives \$65,857 from state for this in Revenue
Fire Department Capital	235,334	184,000	(51,334)	-21.8%	One time expenses in FY19 which do not repeat (rescue tool, fuel tank & new back stairs)
Fuel Purchase - Town Tanks	0	45,000	45,000	#N/A	MSU, Ambulance & other use fuel purchases show up in expense, but are reimbursed in Revenue
All Other Town Expenses	2,506,166	2,526,934	20,768	0.8%	82% of FY19 budgeted town expenses are only budgeted to increase by 0.8%
Total Gross Expense Budget	\$3,054,000	\$3,264,231	\$210,231	6.9%	

This table shows that \$210,938 of the increase in the Town's Gross Expense Budget is due to the debt service on the bond for the 10 Cold Storage Road wharf renovations. There are other ups and downs, but this one item explains all of the increase in proposed Gross Municipal spending.

However, Town Revenues, which consist of excise taxes, mooring fees, solid waste income and the like, are budgeted to increase by \$115,857 because of \$5,000 in additional Solid Waste income, plus the \$45,000 for fuel reimbursement and the \$65,857 from the State DOT for Route 131 winter maintenance mentioned above. As a result, Net Municipal Expenses increase by \$94,374 (4.6%), which is significantly less than the increase in Gross Municipal Expenses, as shown in the table below.

Proposed Net Municipal Spending

	FY19B	FY20BP	Variance	
			\$\$\$	%
Gross Municipal Expense Budget	\$3,054,000	\$3,264,231	\$210,231	6.9%
Less Projected Revenue	\$1,019,964	\$1,135,821	\$115,857	11.4%
Net Municipal Expense Budget	\$2,034,036	\$2,128,410	\$94,374	4.6%

Since the Debt Payment on 10 Cold Storage Road increased by \$210,938, this says that all other Net Municipal Expenses in the FY20 Budget have been reduced by \$116,564 (\$210,938 minus \$94,374) from the current fiscal year.

The Warrant Articles follow.

TOWN OF ST. GEORGE KNOX, SS STATE OF MAINE

To: Tara Elwell, a resident of the Town of St. George, in the County of Knox:

GREETINGS:

In the name of the State of Maine, you are hereby required to notify and warn the citizens of the Town of St. George, in said County, qualified by law to vote in Town affairs, to meet at the St. George Town Office, in said Town, on Tuesday, the 14th day of May, 2019, at 7:00PM, then and there to act on the following articles, to wit:

ARTICLE 1. To elect a moderator to preside at said meeting.

ARTICLE 2. To see if the Town will vote to charge interest on all delinquent taxes at the rate of 9.00% per annum, computed on a daily basis, and to establish two due dates for property taxes, with one-half of the tax amount due September 30, 2019, and one-half of the tax amount due March 31, 2020.

RECOMMENDED BY SELECT BOARD AND BUDGET COMMITTEE

ARTICLE 3. To see if the Town will vote to authorize the acceptance of prepayment of taxes not yet committed and pay no interest thereon, and to pay interest on all overpaid taxes at the rate of 5.00% per annum, computed on a daily basis, from the date of overpayment. Any overpayment of taxes from one year applied to the next year at the request of the taxpayer will be treated as prepayment of taxes not yet committed.

RECOMMENDED BY SELECT BOARD AND BUDGET COMMITTEE

ARTICLE 4. To see what sum of money, if any, the Town will vote to raise and appropriate for Town Office Administration.

RECOMMENDED BY THE SELECT BOARD

Town Manager	113,654
Town Office Staff	214,581
Employee Benefits	122,905
Utilities	11,000
Property Maintenance	20,000
Equip Maintenance	3,600
Office Supplies	30,000
Software License Fees	4,700
Registry/Court Costs	4,000
Advertising	1,500
Town Report Printing	4,500
Audit	8,500
Mileage Reimbursement	5,000
Dues/Memberships	6,000
Professional Services	15,000
Insurance	45,000
Elections Expense	3,500
Registrar of Voters	500
Training/Workshops	5,000
Public Communication	2,000
Office Equipment Reserve	3,000
Sick Leave Reserve	5,000
Voting Booth Replacement	3,000
Office	15,000
	<u>646,940</u>

RECOMMENDED BY THE BUDGET COMMITTEE

	103,201
	213,573
	121,530
	11,000
	20,000
	3,600
	30,000
	4,700
	4,000
	1,500
	4,500
	8,500
	5,000
	6,000
	15,000
	45,000
	3,500
	500
	5,000
	2,000
	3,000
	5,000
	3,000
	15,000
	<u>634,104</u>

ARTICLE 5. To see what sum of money, if any, the Town will vote to raise and appropriate for Select Board/Assessors.

RECOMMENDED BY THE SELECT BOARD

Select Board/ Assessors	9,360
Assessing Clerk	11,310
Board Secretary	4,500
Employee Benefits	6,723
Select Board's Expenses	300
Certified Assessors	13,500
Property Map Updates	3,000
Software License Fees	7,700
Revaluation Reserve	<u>10,000</u>
	66,393

RECOMMENDED BY THE BUDGET COMMITTEE

9,360
11,255
4,500
6,714
300
13,500
3,000
7,700
<u>10,000</u>
66,329

ARTICLE 6. To see what sum of money, if any, the Town will vote to raise and appropriate for the Planning Department.

RECOMMENDED BY THE SELECT BOARD

CEO/LPI	44,348
Planning Secretary	11,255
Planning Board	3,500
Board of Appeals	1,000
Board Secretary	5,000
Employee Benefits	29,349
Mileage Reimbursement	2,500
Dues/Membership	1,000
Training/Workshops	2,000
Supplies	300
Planning Board Expenses	250
Appeals Board Expenses	250
Conservation Commission	<u>3,850</u>
	104,602

RECOMMENDED BY THE BUDGET COMMITTEE

44,133
11,255
3,500
1,000
5,000
29,316
2,500
1,000
2,000
300
250
250
<u>3,850</u>
104,354

ARTICLE 7. To see what sum of money, if any, the Town will vote to raise and appropriate for Public Safety-Fire Department.

RECOMMENDED BY THE SELECT BOARD AND BUDGET COMMITTEE

Fire Officers	24,600
Firefighters	30,000
FD/EMA Office Staff	16,000
Employee Benefits	7,000
Training	15,000
Gas/Oil	2,500
Utilities	10,000
Supplies	3,000
Dispatch	81,351
Property Maintenance	14,000
Equipment Maintenance	10,000
Vehicle Maintenance	15,000
Vaccinations	750
Dues/Maintenance	1,750
Equipment Purchases	35,000
Vehicle Acquisition Reserve	125,000
Water Hole Reserve	4,000
Personal Equipment	<u>20,000</u>
	414,951

ARTICLE 8. To see what sum of money, if any, the Town will vote to raise and appropriate for Public Safety-Animal Control.

RECOMMENDED BY THE SELECT BOARD AND BUDGET COMMITTEE

Animal Control Officer	3,750
Employee Benefits	329
Mileage Reimbursement	600
Supplies	100
Training/Workshops	500
Veterinary Expenses	500
Annual Kennel Fee	<u>3,630</u>
	9,409

ARTICLE 9. To see what sum of money, if any, the Town will vote to raise and appropriate for Public Works-Roads & Property Management.

RECOMMENDED BY THE SELECT BOARD		RECOMMENDED BY THE BUDGET COMMITTEE
Personnel	41,296	41,113
Sexton	3,600	3,600
Employee Benefits	17,163	17,140
Utilities	250	250
Street Light Expense	16,500	16,500
Supplies	1,000	1,000
Property Maintenance	1,000	1,000
Equipment Maintenance	1,000	1,000
Cemetery Mowing	15,000	15,000
Cemetery (other maint.)	2,500	2,500
Contract Services	100,000	100,000
Roadside Mowing	2,000	2,000
Resurfacing	200,000	200,000
Signs/Painting	2,000	2,000
Winter Roads Contract	203,360	203,360
Salt/Sand	50,000	50,000
Salt/Sand Shed Maint.	2,000	2,000
Salt/Sand Shed Utilities	400	400
	661,469	661,263

ARTICLE 10. To see what sum of money, if any, the Town will vote to raise and appropriate for Public Works-Solid Waste.

RECOMMENDED BY THE SELECT BOARD		RECOMMENDED BY THE BUDGET COMMITTEE
Transfer Station Attendants	143,005	142,423
Employee Benefits	78,235	78,148
Equipment Maintenance	10,000	10,000
Equipment Lease	1,500	1,500
Tipping Fees	125,000	125,000
Universal Waste Fees	1,500	1,500
Special Waste Fees	2,000	2,000
Transportation	85,000	85,000
Utilities	6,000	6,000
Fuel-Equipment	4,000	4,000
Training	2,000	2,000
Supplies	2,500	2,500
Personal Equipment	2,000	2,000
Recycling Program	3,000	3,000
Composting Expenses	2,500	2,500
Licensing	1,000	1,000
Property Maintenance	10,000	10,000
Equipment Purchases	1,000	1,000
Septage Disposal Fees	2,300	2,300
Brush/Wood Waste Expense	10,000	10,000
SW Equipment Reserve	20,000	20,000
Rebuild Compactor Bldg	10,000	10,000
	522,540	521,871

ARTICLE 11. To see what sum of money, if any, the Town will vote to raise and appropriate for General Assistance.

RECOMMENDED BY THE SELECT BOARD AND BUDGET COMMITTEE

General Assistance	2,500
--------------------	-------

ARTICLE 12. To see what sum of money, if any, the Town will vote to raise and appropriate for Social and Community Services.

RECOMMENDED BY THE SELECT BOARD AND BUDGET COMMITTEE

AIO	1,000
Broadreach	1,225
Coastal Opportunities	100
Coastal Opportunities	2,000
Lifeflight	650
Maine Coast Heritage Trust	10,000
Maine Public	200
Midcoast Maine CAP	1,000
Neighbor to Neighbor	3,000
New Hope for Women	1,045
Penquis CAP	759
Rockland District Nurses	2,500
Spectrum Generations	3,000
St. George Youth & Scouting	10,000
Trekkers	2,500
Waldo County CAP	786
Veterans' Graves	4,230
Cemeteries	6,500
Jackson Memorial Library	50,000
Shellfish Management	3,000
Community Development Corp.	5,000
Ambulance Service	<u>100,000</u>
	206,995

ARTICLE 13. To see what sum of money, if any, the Town will vote to raise and appropriate for Parks and Recreation.

RECOMMENDED BY THE SELECT BOARD

RECOMMENDED BY THE BUDGET COMMITTEE

Recreation Director	50,844	50,599
Employee Benefits	22,901	22,863
Children's Recreation	8,310	8,310
Community Recreation	7,500	7,500
Seniors Recreation	4,500	4,500
Utilities	5,000	5,000
Property Maintenance	1,000	1,000
Mileage Reimbursement	600	600
Ball Field Maintenance	<u>6,455</u>	<u>6,455</u>
	107,110	106,827

ARTICLE 14. To see what sum of money, if any, the Town will vote to raise and appropriate for Harbors.

RECOMMENDED BY THE SELECT BOARD AND BUDGET COMMITTEE

Harbor Master	45,000
Deputy Harbor Masters	800
Board Secretary	1,200
Employee Benefits	21,945
Utilities	250
Property Maintenance	1,000
Floats & Landings	13,200
Harbor Channel Maintenance	4,000
Harbor Master Expense	350
Equipment Purchases	500
Municipal Boat Expense	2,000
Mileage Reimbursement	4,500
Municipal Boat Reserve	2,000
Public Landing Reserve	2,000
Ramps & Floats Reserve	2,500
Debt Payment	<u>304,937</u>
	406,182

ARTICLE 15. To see what sum of money, if any, the Town will vote to raise and appropriate for Unclassified Accounts.

RECOMMENDED BY THE SELECT BOARD AND BUDGET COMMITTEE

Contingent Account	25,000
Family Health Contingent	20,000
Fuel Purchase-Town Tanks	45,000
Fireworks	10,141
38 Main St Expenses	4,000
Energy Efficiency Reserve	10,000
38 Main Street Reserve	<u>1,000</u>
	115,141

ARTICLE 16. To see if the Town will vote to appropriate the sum of \$ 1,010,821.00 from estimated revenues to be used to reduce the total commitment for the fiscal year 2019-2020.

RECOMMENDED BY THE SELECT BOARD AND BUDGET COMMITTEE

Motor Vehicle Excise Tax	650,000
Motor Vehicle Registration Fees	6,000
Boat Excise Tax	25,000
Mooring Fees	32,500
Animal Control Income	1,500
Planning Permit Fees	32,000
DOT Local Road Assistance	31,364
DOT Reimb-Rt 131 Winter Maint	65,587
Solid Waste Income	50,000
Interest & Costs	25,000
Interest from Investments	25,000
General Assistance Reimburse	1,000
Recreation Income	11,000
Reimbursement for Fuel Tank Purchase	45,000
Rental Income-Library Property	<u>9,600</u>
	1,010,821

ARTICLE 17. To see what sum the Town will vote to appropriate from overlay to pay for tax abatements and any interest due thereon.

RECOMMENDED BY THE SELECT BOARD AND BUDGET COMMITTEE

Abatement Expense	10,000
-------------------	--------

ARTICLE 18. To see if the Town will vote to appropriate the sum of \$125,000.00 from Fund Balance to be used to reduce the total commitment for the fiscal year 2019-2020.

RECOMMENDED BY THE SELECT BOARD AND BUDGET COMMITTEE

ARTICLE 19. To see if the Town will authorize the Select Board to transfer funds up to \$50,000 within the appropriations approved for 2019-2020 in order to cover line item overdrafts.

RECOMMENDED BY THE SELECT BOARD AND BUDGET COMMITTEE

ARTICLE 20. To see if the Town will vote to exceed the property tax levy limit established for the Town of St. George by State law, due to extraordinary circumstances outside the control of the municipal legislative body. **NOTE: Must be specific and voted on by written ballot.**

ARTICLE 21. To see if the Town will vote to accept the various Federal & State Reimbursements and Grants, such as Municipal Revenue Sharing funds, Tree Growth Reimbursement, Veteran's Tax Exemption Reimbursement, Snowmobile Registration Refund, General Assistance Reimbursement, State Park Fee Sharing, State Property Tax Relief, Landfill Closure Cost Reimbursement, and Small Community Grant Program, as provided by the State Legislature to the Town in the fiscal year 2019-2020.

ARTICLE 22. To see if the Town will vote to authorize the Select Board to make application for and execute any documents related to grants, and to accept said grant funds if awarded and authorize their expenditure for the purpose of rebuilding 10 Cold Storage Road.

ARTICLE 23. To see if the Town will vote to authorize the Select Board, on behalf of the Town, to sell and dispose of real estate acquired by the Town for non-payment of taxes, or foreclosure of tax liens, and execute quit-claim deeds for the same. Except that the Municipal Officers shall use the special sale process required by 36 M.R.S. § 943-C for qualifying homestead property if they choose to sell it to anyone other than the former owner(s).

ARTICLE 24. To see if the Town will vote to authorize the Select Board, on behalf of the Town, to sell and dispose of personal property owned by the Town.

ARTICLE 25. To see if the Town will vote to authorize the Select Board to carry forward and lapse certain municipal budget balances as of June 30, 2019.

ARTICLE 26. To see if the Town will vote to authorize the Select Board to spend funds up to 15% of the Unassigned Fund Balance as of the end of the most recent fiscal year to cover the cost of vital supplies, equipment and other items found lacking and needed for the protection of health, life and property during a proclaimed emergency.

Respectfully submitted,
ST GEORGE SELECT BOARD

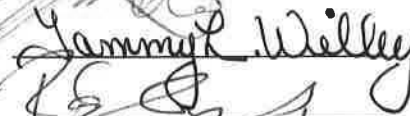
Richard Bates




Wayne Sawyer



Tammy Willey



Randall Elwell



Gerald Hall

